



SHIRE OF WICKEPIN REQUEST FOR WALGA E-QUOTE

REQUEST FOR QUOTATION

Supply & Delivery of One (1) Crew Cab 7 Seats GVM 6,500 KG

Request for Quotation (RFQ)	<i>Supply & Delivery of One (1) Crew Cab 7 Seats GVM 6,500 KG</i>
------------------------------------	---

Deadline	4pm Friday 30 th October 2020
-----------------	--

Address for Delivery	SHIRE OF WICKEPIN WOGOLIN ROAD WICKEPIN WA 6370
-----------------------------	---

E-Quote Number	RFQ- 5
-----------------------	--------

SHIRE OF Wickepin
REQUEST FOR QUOTATION

Supply & Delivery of One (1) Crew Cab 7 Seats GVM 6500

SCOPE OF QUOTATION

1. DESCRIPTION OF ITEM

The supply and delivery of One (1) New Crew Cab GVM 6500 KG

The new machine shall be supplied to the Shire of Wickepin and shall conform to the following specifications and conditions. Submissions shall include in full and complete details of all specifications and features regarding the vehicle offered.

The quotation includes the trade-in of the Shire's current 2015 Hino Truck. Detail of this machine is given in Clause 7. The Council is offering this machine as a trade-in.

2. SPECIFICATIONS

2.1 General Specifications

The machine shall comply with the following specifications.

1. Operating Weight – Above 6500 kg GVM The machine must be suitable for full road registration in Western Australia.
2. The machine's maximum width is such that it will not be considered over width for registration or transport purposes. It must be approved for day and night operation.
3. Engine – Diesel powered with a minimum rating of 110 Kw to 160 Kw. Engine must be compliant with emission requirements.
4. Double element air cleaner with pre cleaner.
5. Tray to be 2400mm by 3600 mm steel with drop down sides And sub frame for Kevrek crane and detachable support leg
6. Kevrek crane on power pack on left hand rear corner
7. One 1000 lt fuel steel tank fitted on tray at the front 2000mm by 400mm by 1200 mm A electric fuel pump with metered out litters with 5 meter hose on a self –winding reel with automatic shut-off gun to be fitted to the right hand side of tank
8. A 60 litter water tanks with soap disposal

9. Tool Box with 4 draws each at 1m long by 500mm deep 200mm high trays on heavy duty bearing sliding rails lockable and one shelf on top 400mm in high Light to be fitted to inside of door
Outside Door that lift up with gas struts of box 1.3m high with 1.1 meter long to be powder coated. To be fitted on the left hand side of tray with led light in side of door
Outside dimensions of tool box 1.2 L x .600 W x 1.3 H
10. A sign box to be fitted on the right hand side tray across the tray the door to be on the right hand side the box is to be in closed. Length is to be 1.4 meter by 1.6 meter wide by 1.2 high with a door opening to lift up with gas struts door size is to be 1.6m by 1.5m with led light
11. Tow point to be 50mm ball and seven pin plug round small
12. Automatic transmission
13. External Sun visor & stone guard
14. Master switch electrical disconnect and emergence stop.
15. Spare tyre and rim and jack and wheel brace fitted under truck .
16. Operators cab to have factory integrated air conditioning. Fully adjustable suspension seat with arm rests air operated, adjustable steering wheel and or column, tinted windows, suitable access for 12v power output for two-way radios etc. and noise levels for the operator below 78db.
17. AM/FM Radio CD USB player, to be fitted with aerial & 80ch uhf radio to be fitted with aerial
18. Canvas heavy-duty seat covers.
19. Reversing alarm and camera to be fitted.
20. Fuel tank to be minimum 200 + litres.
21. Flashing beacon LED and to meet work safe standards x 2 to be fitted left and right side of roof of cab and two work lights on swivels on of switches to be fitted inside of cab .
22. Parts manuals.
23. Workshop manuals.
24. Operators manuals.
25. Two set of keys.

2.2 Additional Information

The specifications listed above to be taken as minimum criteria only. Submissions that exceed or come under these specifications will still be considered and determined by the works manger if they are accepted or not

Suppliers are requested to ensure quote includes the above items:

3. REGISTRATION DETAILS

The machine shall be licensed to the 30th June 2020. All costs associated with the registration of the vehicle will be met by the supplier. Council wants to retain original number plates which is on the current truck plate change on the day of delivery will be needed this is a part of associated cost

4. DELIVERY AND INSPECTION

The supplier shall supply a date for the delivery of the new truck completed to specification's and offered and ready for immediate use at the Shire of Wickepin's depot.

Suppliers shall take into account any possible delay in delivery of the new machine and factor this into their price. Council will not be liable for price increases or wear and tear on the trade-in machine should an extended delay in delivery be encored.

If requested, the supplier shall make the machine offered in their submission available for a demonstration and/or inspection by Council's Works Manager prior to the acceptance of any quote.

The machine will be deemed as accepted when the Works Manager or his representative has inspected it, completed all operating tests and is satisfied that the machine is complete as specified and ready for immediate use.

5. PRODUCT WARRANTY

The supplier shall outline all warranty and defect replacement details with the submission of the quotation documents. Please note the option for pricing on an extended warranty.

6. PRODUCT STANDARD

The product will be to a standard all relevant specifications and standards currently in place in Western Australia. At the request of the Works Manager the contractor will supply appropriate details to confirm and verify the product standard in accordance with those specifications.

7. TRADE-IN MACHINE

The machine offered for trade-in in this quotation is a 2015 Hino Tare 3500kg AGG 6500 kg GVM the current kilometres are 82302. This machine is offered on a 'as is where is' basis. Inspection of the machine can be arranged by contacting Council's Works Manager, Gary Rasmussen on 0429 882 871.

Council will continue to utilise the trade-in machine until the replacement machine is supplied and accepted. It is the responsibility of the supplier to price in a factor for usage in that above-mentioned period.

8. SELECTION CRITERIA

The following criteria will be taken into consideration in determining the successful Supplier:

- Price.60%
- Demonstrated experience with after sales support and on-site service of the machine. 10%
- Operators feedback form demonstration up to 30%

Please note that the Shire of Wickepin will not be submitting a price for any part of this quote as per the *Local Government (Functions & General Regulations) Clause 14(4) (d)*.

9. LODGEMENT/ACCEPTANCE OF QUOTE

Quotes are to be no later than 4pm Friday 30 October 2020

Quote must be lodged through WALGA E-Quotes

Quote submitted To The Shire will NOT be accepted

Council shall not be bound to accept the lowest or any quotation.

The quote is deemed to be accepted when Council emails written notification of such acceptance to the successful Supplier.

Price Schedule

All pricing must include GST.

QUOTATION

New Truck type & body plus toolbox	Price ex GST	Price gst
HINO 721 AT 4400 CREW WIDE	102,450.00	112,695.00
Trade in machine		
2015 HINO—WK1955	31,590.90	34,750.00
Total	70,859.09	77,945.00

**PLEASE NOTE—TRAY LENGTH EXTENDED TO 4500mm AS 3600mm IS TOO SHORT FOR WHEELBASE
ALSO OPTIONED THE HINO 921 AT CREW WIDE 4400 AT EXTRA COST**

Water Tank

Fuel Tank
----- 2000mm -----

Tool Box
----- 600 mm -----

Signage Box
-----1400 mm -----

Step Ladder to climb on to tray
Hand rail

Kevrak Crane

-----2400mm -----



Vehicle Quotation

October 30th, 2020

SHIRE OF WICKEPIN
77 Wogolin Rd
Wickepin Wa 6370

PSP#: 20033
QUOTE#: Q24671

Thank you for the opportunity to provide you with the following quotation on a new vehicle and we look forward to your favourable reply.

We are sure that the following detailed specification will meet your operational requirements and I look forward to serving your business needs.

721 AT 4400 WIDE CREW
Model: XJC740R-ZKTOJO3

Vehicle Price	69,372.18
EXTERNAL SUNVISOR	950.00
STONEGUARD	650.00
E-STOP TO DRIVERS SIDE	420.00
BATTERY ISO SWITCH	460.00
WINDOW TINT	480.00
IN CAB 12V COIL FOR TWO WAYS	360.00
TX3500 UHF	810.00
CANVAS SEAT COVERS	580.00
REV ALARM AND CAMERA	Included
200LT DIESEL TANK	Included
WORKSHOP AND PARTS BOOKS	3,100.00
UPGRADE LEFT REAR SUSP TO SUIT CRANE	950.00
BODY BY ROLSTEEL	35,840.00
<hr/>	
Sub-Total	113,972.18
DISCOUNT	11,522.18 -
<hr/>	
Sub-Total	102,450.00
Dealer Delivery	Included
GST	10,245.00
<hr/>	
Vehicle Total	112,695.00
Less Settlement	
Trade in: WK1955:300 SERIES New Hino 300 Series 716 LONG	34,750.00 -
<hr/>	
Total Amount Payable	77,945.00
<hr/>	

Additional Items for Consideration

OPT--5YR/250,000KM FACTORY WARRANTY	2,500.00
OPT--921 AT 4400 CREW--ADD EX GST	7,950.00
OPT--P&G BODY	840.00
OPT--BENGINEERING BODY	1,695.00

PLEASE NOTE:

This quote is valid for 30 days.

PLEASE ALSO NOTE:

The Manufacturer's warranty covers the Chassis only. All bodybuilds/ ancillary fitments are provided by third parties on the customer's instructions and are entirely at the customer's risk. The customer may have rights against third parties subject to their warranty provided.

FINANCE & INSURANCE

We have a qualified Business Manager, who has access to daily rates which provides us with the opportunity to secure for you the best possible funding package.

Justin Ward is available to discuss the various options and can, if required, design a package to best suit your your requirements.

I hope the above quote meets your expectations and look forward to speaking to you soon. Please do not hesitate to contact me should you have any queries.


HINO & THE TOYOTA GROUP:

Under the Hino brand, we represent the Toyota Group in the global global market for heavy-duty trucks and buses. We also produce Toyota-badged vehicles on commission, including Toyota's popular sport-utility vehicle, the 4Runner, Dyna trucks, and Toyoace commercial vehicles. We use the Toyota Production System to achieve continuing gains in productivity and in quality throughout our operations. We have adapted that system to our model line to offer our customers the best-possible products at competitive prices. Our operations are growing globally in step with the globalization of the Toyota Group.

PARTS & SERVICE:

We at WA Hino Sales & Service offer you our full Service and Spare Parts facilities, which have a reputation second to none. Our normal trading hours in the Service Centre are 7.30am to 11.30pm Monday through Friday, also Saturday mornings.

Yours sincerely,



Robert Tot
Fleet Sales Consultant



Paul McGovern
Dealer Principal

Rolsteel Enterprises PTY

Custom Body Trucks by
A&D Engineering



Tipppers, Side Tipppers, Flatbeds, Toolboxes, Service Bodies

2/69 Truganina Rd, Malaga
PO Box 2050 Malaga WA 6944
E: singeorzan_aurel@hotmail.com
T: (08) 9249 3286
F: (08) 9249 1431
M: 0421 656 752
Modifiers Code VSB6 M215 WA

Company **Attention** **QUOTE NO:** **DATE**

WA HINO ROBT **2549** **30/10/2020**

Shire of Wikepin RFQ 5

DESCRIPTION	AMOUNT	GST	AMOUNT INC
#Tray body 3.6 x 2.4 flat top ,100x50 channell mine runners, 75 x 40 side com , 3 mm chequer floor	7,900.00	790.00	8,690.00
#Supply and fit Kevrek 1000`S LHS rear	9,700.00	970.00	10,670.00
#Supply and fit 1000 l fuel tank across tray with 3 double baffel filler cap, supply and fit electric fuel pump meter 5 M of shelf rewind hose &automatic shutt off nozzle fitted to RHS of Tank &all ewlectric fitted through isolation switc	5,200.00	520.00	5,720.00
#60 L water tank	540.00	54.00	594.00
#Supply and fit 1200x600x1300 gullwing tool box LHS of tray fitted with 4 drawers 1 m long x 200 mm high door fitted with gus struts LED lighth inside of door	3,400.00	340.00	3,740.00
# Build 1600 x 1400 x 1200 fully pannelled sign box with RHS framed lift up door with centre lock gas and struts interior lights when door openiong mounted on RH side of tray	2,900.00	290.00	3,190.00
#Hevy duty 50 mm tow hitch	1,550.00	155.00	1,705.00
#2 LED Beacon on ski bar	1,450.00	145.00	1,595.00
#Batt isol	650.00	65.00	715.00
#E stop to RHS front corner of body	400.00	40.00	440.00
#2 swival LED work lights on lighta bar	950.00	95.00	1,045.00
TOTAL	34,640.00	3,464.00	38,104.00

+1200 4.5 mtr
\$35,840

TRANSPORT EQUIPMENT
CHASSIS MODIFICATIONS
REPAIRS
HYDRAULICS



P & G BODY BUILDERS

PTY LTD A.B.N. 15 061 518 901



3 Cocos Drive
PO Box 1079
Bibra Lake W.A. 6965
Tel: (08) 9434 3499
Fax: (08) 9434 3446

Approved MVIB Repairer No: MRB3214

QUOTE

00013040

WA Hino Sales & Service
PO Box 144
Welshpool WA 6986

Date: 28/10/2020

Quote Contact: Paul Cleggett

Page: Page 1 of 2

Attention: Robert Tot

DESCRIPTION	AMOUNT	TAX
SHIRE OF WICKEPIN / REF NO. RFQ5		GST
Fabricate 3600 x 2400Mt Flat top Tray Body with the following specifications:-		GST
- 75 x 50 RHS mainrunners		GST
- 75 x 40 Channel bearers (approximately 400 centre)		GST
- 75 x 50 RHS coamings incorporation 15mm rope rails & side steps		GST
- 3mm Checker plate floor, 300 high dropsides pressed complete with required hardware		GST
- Heavy duty cab rack to front of tray		GST
- Mounted on chassis and fish plated down		GST
- Primed and painted required colour (2pak paint)		GST
- With all necessary traffic regulations, utilizing existing lighting		GST
COST	\$8,420.00	GST
- Supply & fit Kevrek 1000S to LH rear of tray complete with:	\$9,750.00	GST
- Hydraulic lift, hydraulic slew 330 deg, dual hydraulic extension to 3mtrs, manual pin boom to 4mtrs.		GST
- 1 x 12 or 24 volt DC power pack CW battery cable & isolator switch		GST
- 1 x manual stabiliser leg CW motor mount & tray storage mount		GST
- 1 x mount frame & bolt kit		GST
- 1 x slew limiter to restrict slewing capacity		GST
- 1 x emergency stop function fitted to controls		GST
- 1 x valve control hand guard		GST
- 1 x load indicator pressure switch		GST
- 1 x hose burst protection		GST

SUB TOTAL:

GST:

TOTAL:

P&G Body Builders Pty Ltd reserve the right to review this estimation after a period of thirty (30) days, due to increasing price costs of raw materials

TRANSPORT EQUIPMENT
CHASSIS MODIFICATIONS
REPAIRS
HYDRAULICS



P & G BODY BUILDERS

PTY LTD A.B.N. 15 061 518 901



3 Cocos Drive
PO Box 1079
Bibra Lake W.A. 6965
Tel: (08) 9434 3499
Fax: (08) 9434 3446

Approved MVIB Repairer No: MRB3214

QUOTE

00013040

WA Hino Sales & Service
PO Box 144
Welshpool WA 6986

Date: 28/10/2020

Quote Contact: Paul Cleggett

Page: Page 2 of 2

Attention: Robert Tot

DESCRIPTION	AMOUNT	TAX
- Supply & fit 1000ltr steel fuel tank fitted across front of tray against headboard complete		GST
with 3 panel double baffel breather filler cap & required outlet, supply & fit electric fuel pump, meter 5mtr of self rewind hose & automatic shut off nozzle fitted to RHS of tank & all electrics fitted through isolation switch	\$4,870.00	GST
- Supply & fit 60ltr water tank to front RH side of tray complete with soap holder	\$560.00	GST
- Supply & fit 1200 x 600 x 1300 gullwing toolbox to LH side of tray, fitted with 4 draws, 1mtr long & 200 high fitted with lockable draw sides, door to be fitted with gas struts, LED lighting to inner side of door & unit to be powder coated	\$3,460.00	GST
- Build 1600 x 1400 x 1200 fully panelled sign box fitted with RHS framework, lift up door, fitted with centre lock, gas struts & interior lighting when door is opened, 1.6 zinc armed panelling, paint as per vehicle mounted RH side of tray	\$2,960.00	GST
- Supply & fit heavy duty 50mm tow hitch to chassis, 7pin electrical socket & 7 pin plug module	\$1,560.00	GST
- Supply & fit 2 x Amber LED beacons mounted to ski bar & coupling with independent switch	\$1,450.00	GST
- Supply & fit battery isolation switch complete with all required cabling	\$740.00	GST
- Supply & fit E Stop to RH front corner of body	\$450.00	GST
- Supply & fit 2 x swivel LED work lights to ski bar with independent switching	\$960.00	GST

P&G Body Builders Pty Ltd reserve the right to review this estimation after a period of thirty (30) days, due to increasing price costs of raw materials

SUB TOTAL:	\$35,180.00
+ 4.5% Mr TMS	1500
GST:	\$3,518.00
TOTAL:	\$38,698.00
	\$ 36680

BENGINEERING

Transport Equipment

Custom Truck Body Specialists

workshop: 8 Piggott dve Australind 6233
 mail: PO Box 295, Mundaring WA 6073
 Ben Harris
 0403 064 676
 ben@bengineering.net.au

A.B.N. 89 123 363 575 A.C.N. 123 363 575

Quote

Company

Attention:

Quote#: 00002251

Wa Hino

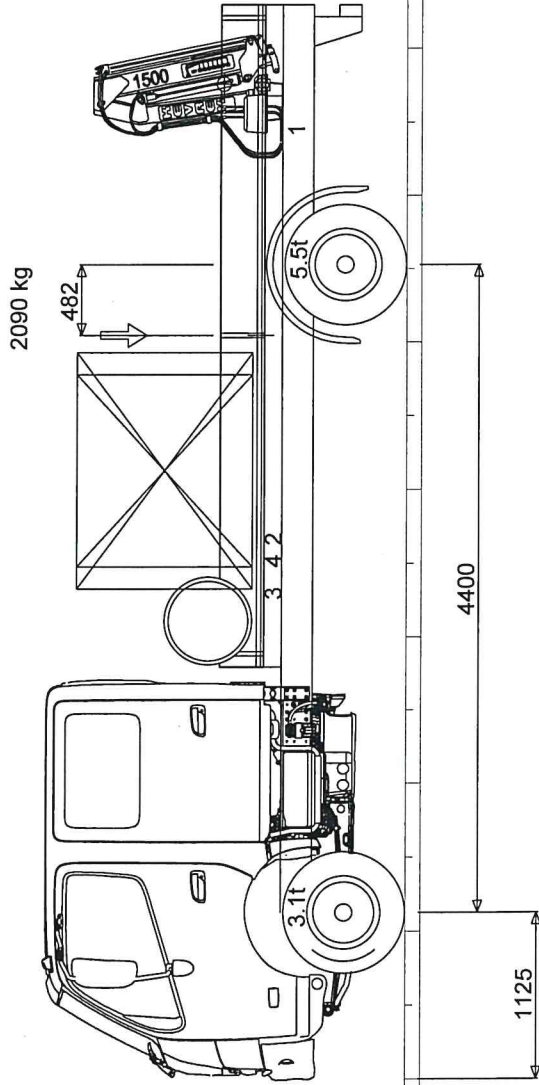

ROB

Date: 28/10/2020

Page: 1

Description	Amount Ex	Code	Amount Inc
Shire of Wickepin crew cab			
# steel tray 4.5m x 2.4m with 3mm chq plate floor, 2 piece dropsides with removable staunchions, pull out steps to driver side behind signage box with handrail each side and supply and fit kevrek subframe reinforced into rear pas side of tray	\$8,050.00	GST	\$8,855.00
# 1000L diesel fuel tank 2m x 400mm wide x 1.2m high with electric diesel transfer pump, retractable 8m hose reel with metered automatic shut off nozzle fitted to right hand side of tank	\$6,500.00	GST	\$7,150.00
# 60L plastic water tank with soap dispenser to front driverside under tray as per drawing	\$495.00	GST	\$544.50
# toolbox to LHS of tray 1.3m H x 1.2m L x 600mm deep with 4 x lockable draws 1m long x 500mm deep x 200mm high on H/D bearing slide rails, one shelf on top of draws 400mm in, lift up door on gas struts with led light	\$4,200.00	GST	\$4,620.00
# sign box to driver side 1.4m L x 1.6m W x 1.2m H with lift up door on gas struts with led light	\$2,750.00	GST	\$3,025.00
# 50mm ball fixed tongue towbar with small round 7 pin plug	\$795.00	GST	\$874.50
# ski bar to cab with 2 x led amber beacons	\$1,495.00	GST	\$1,644.50
# supply and fit kevrek 1500S to rear pas side with standard options including manual stabiliser leg	\$13,250.00	GST	\$14,575.00
OPTION: 2 x led work lights to outside edges of headboard or skibar \$925+ gst			
: reece style towbar \$950+ gst			

				GST:	\$3,753.50
				Total Inc GST:	\$41,288.50
CODE	RATE	GST	SALE AMOUNT	Amount	\$0.00
GST	10%	\$3,753.50	\$37,535.00	Balance Due:	\$41,288.50



= 4410 kg
= 6500 kg
= 6500 kg

△ 2111
3972
5500

△ 2299 { 52%}
2528 { 39%}
3100
Max

HINO 300 - 721 at crew 4400 WIDE XXlong_Crew_721

WA Hino Sales & Service 24-26 Kewdale Road Welshpool, WA 6986

HINO 300 - 721 at crew 4400 WIDE XXlong_Crew_721

Wheelbase	mm	4400
Front overhang	mm	1125
measurement: front axle-rear of cab	mm	1568

	x CoG	Fa	Ra	Total
+ Chassis weight		2110	1120	3230
+ number of persons 1 x 70 kg	0	70	0	70
+ body weight 160 kg/m	3918	79	641	720
1 Kevrek 1500 S	5630	-39	179	140
2 toolbox pass side	3000	0	0	0
3 diesel tank at headboard	1980	0	0	0
4 driversside toolbox	3000	80	170	250
= weights unloaded :		2299	2111	4410
+ carrying capacity	3918	229	1861	2090
= Weights loaded :		2528	3972	6500
:: Gross Vehicle Weight		3100	5500	6500

Optimum BODY MEASUREMENTS with evenload : (x1 = 1668 mm)

Body length	mm	8709	...	2934
overhang	mm	5977	...	202
overhang %	%	136	...	5
truck length	mm	11502	...	5727
loadpoint	mm	-1622	...	1265