



Niche Wall Plaque Specifications

Plaques may be ordered through the Shire of Wickepin or Dawson's Funeral Home in Narrogin to the following specifications:

Manufacturer

Shire of Wickepin uses Everlon Bronze for the manufacture of Niche Wall plaques.

Plaque Sizes

Wickepin Niche Wall plaque size

Single 190mm wide x 190mm high
Up to 10 lines text

Yealering Niche Wall plaque sizes

Single 225mm wide x 180mm high
Up to 8 lines text

Double 360mm wide x 180mm high
Up to 3 lines on back plate
Detachable plates 140mm x 70mm
Up to 5 lines text

Harrismith Niche Wall plaque sizes

Single 180mm wide x 150mm high
Up to 8 lines text

Double 300mm wide x 150mm high
Up to 3 lines on back plate
Detachable plates 130mm x 70mm
Up to 5 lines text

Plaque Materials

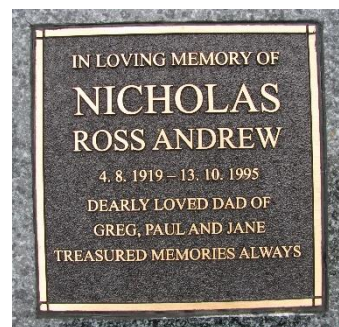
All plaques must be made of cast bronze which has long lasting properties and generally ages well when exposed to full sun.

Plaque Colour

For aesthetic purposes the accepted colour for Niche Wall plaques is dark brown cast bronze.

Lettering Colour and Style

Cast Bronze (gold lettering) is generally the preferred colour for niche wall plaques with lettering in Times New Roman in Capitals. Requests for other colours may be considered by writing to the CEO, Shire of Wickepin.



Wickepin Cemetery Niche Wall Wording Layout


Wording for the Wickepin Niche Wall will be laid out as per below:

Line 1:	Sentiment (e.g. In Loving Memory of)	Lettering Size: 24px
Line 2:	Surname	Lettering Size: 75px
Line 3:	Given Names	Lettering Size: 40px
Line 4:	Date of Birth to Death in the format D. M. YYYY	Lettering Size: 24px
Line 5 – 10:	Additional information, sentiments, quotes etc.	Lettering Size: 24px


A maximum of 10 lines is permitted.

Borders


The following borders are permitted on plaques at the Yealering and Harrismith Cemetery Niche Walls:




Solid SBD01



Squared SBD02




Point SBD3



Double Solid SBD04

The following border will be used on the Wickepin Cemetery Niche Wall:




Squared SBD02

Motifs

Motifs that depict the character, interests and lifestyle of a person are permitted on niche wall plaques to create a unique and special memorial for a loved one. Motifs can be in either Flat Relief (2D) or Bas Relief (3D).

Flat relief motifs are computer designed and can be sized to fit any plaque. The following are examples of flat relief emblems:



Bas relief motifs are produced by sculptors using modelling clay. If a bas relief motif is not available in a suitable size, then it must be made by a sculptor and will incur additional cost.

Bas relief motifs are not available for the Wickepin Cemetery Niche Wall.



Vases

Bronze vases are permitted to be attached to plaques on the Yealering and Harrismith Cemetery Niche Walls to allow family members to place flowers on the plaques of their loved one. Vases may be purchased through the Shire of Wickepin for an additional cost.

These vases are not available for the Wickepin Cemetery Niche Wall.



VA600



VA610