Minutes

Ordinary Council Meeting
Wednesday 21 October 2026

Date	Wednesday 21 October 2026
Time	3:30pm
Location	Shire of Wickepin Council Chambers 77 Wogolin Road, Wickepin WA 6370
Distribution Date	23 October 2026

Notice of Meeting

Please be advised that an Ordinary Council Meeting of the Council of the Shire of Wickepin will be held at 3:30pm on Wednesday 21 October 2026 at the Shire of Wickepin Council Chambers, 77 Wogolin Road, Wickepin WA 6370.

David Burton
Chief Executive Officer
16 October 2026

Disclaimer

No responsibility whatsoever is implied or accepted by the Shire of Wickepin for any act, omission or statement or intimation occurring during council / committee meetings or during formal / informal conversations with Shire of Wickepin employees or representatives. The Shire of Wickepin disclaims any liability for any loss whatsoever and howsoever caused arising out of reliance by any person or legal entity on any such act, omission or statement or intimation occurring during council / committee meetings or discussions. Any person or legal entity who acts or fails to act in reliance upon any statement does so at that person's or legal entity's own risk.

In particular, and without derogating in any way from the broad disclaimer above, in discussion regarding any planning application or application for a licence, any statement or limitation of approval made by a member, employee or representative of the Shire of Wickepin during the course of any meeting is not intended to be, and is not to be, taken as notice of approval from the Shire of Wickepin. The Shire of Wickepin warns anyone who has an application lodged with the Shire of Wickepin must obtain, and only should rely on, written confirmation of the outcome of the application, and any conditions attaching to the decision made by the Shire of Wickepin in respect of the application.

Contents

1 Declaration of Opening 5

2 Attendance 5

2.1 Present 5

3 Public Question Time 5

3.1 Responses to Previous Public Questions Taken on Notice 5

3.2 Public Question Time 5

4 Apologies and Leave of Absence 5

4.1 Apologies 5

4.2 Previously Approved Leave of Absence 5

4.3 Requests for Leave of Absence 5

5 Petitions, Memorials and Deputations 6

5.1 Petitions 6

5.2 Memorials 6

5.3 Deputations 6

6 Declarations of Councillors and Officers Interest 6

7 Confirmation of Minutes of Previous Meetings 6

7.1 Minutes of the Ordinary Council Meeting held Wednesday 16 September 2026 6

8 Motions of Which Notice Has Been Given 6

9 Receipt of Committee Minutes or Reports and Consideration of Recommendations 7

9.1 Minutes of the WALGA AGM held on Thursday 17 September and Tuesday 23 September 2026. 7

9.2 Minute of the RoeROC Committee Meeting held on Thursday 24 September 2026. 7

10 Report by the President 7

11 Report by the Chief Executive Officer 8

12 Notices of Motions for the Following Meeting 9

13 Reports and Information 9

13.1 Monthly Schedule of Accounts Paid – September 2026 10

13.2 Statement of Financial Activity – September 2026 14

13.3 Administration Office & Works Depot Closure – Christmas Trading Hours 2026/2027 46

13.4 Zone Item - CLGF 49

13.5 Dadour Provision – Possible Removal 52

13.6 Smart Glasses at the Swimming Pool 55

13.7 MRWA AMMS Network Sustainability Review 57
14 Urgent Business 61
15 Closure 61

1 Declaration of Opening

The Presiding Member declared the meeting open at 3.37pm.

The Presiding Member announced that the meeting is being recorded in accordance with section 14I of the Local Government Administrations Regulations 1996. The recordings will be made publicly available and serve as a public record of proceedings.

While section 9.57A of the Local Government Act 1995 provides the Local Government with limited protection from defamation liability for content published on its official website as part of a broadcast or recording of council proceedings, this does not extend to elected members or employees and I encourage all participants to ensure their contributions are respectful, professional, and consistent with the standards expected of Council meetings. Please remember that all comments will form part of the public record.

2 Attendance

2.1 Present

Councillors

J Russell	President
T Miller	Deputy President
F Allan	Councillor
W Astbury	Councillor
L Corke	Councillor
J Mearns	Councillor
D Gaull	Councillor

Employees

D Burton	Chief Executive Officer
E Clement	Deputy Chief Executive Officer
E Gee	Executive Support Officer

Absent

G Cross	Manager Works & Services

3 Public Question Time

3.1 Responses to Previous Public Questions Taken on Notice

3.2 Public Question Time

Nil

4 Apologies and Leave of Absence

4.1 Apologies

4.2 Previously Approved Leave of Absence

4.3 Requests for Leave of Absence

Nil

5 Petitions, Memorials and Deputations

5.1 Petitions

5.2 Memorials

5.3 Deputations

6 Declarations of Councillors and Officers Interest

A member or officer who has an impartiality, proximity or financial interest in any matter to be discussed at this meeting must disclose the nature of the interest either in a written notice given to the Chief Executive Officer prior to the meeting or at the meeting immediately before the matter is discussed.

A member who makes a disclosure in respect to an interest must not preside at the part of the meeting which deals with the matter, or participate in, or be present during, any discussion or decision-making process relative to the matter, unless the disclosing member is permitted to do so under Section 5.68 or Section 5.69 of the *Local Government Act 1995.*

The following declarations of interest have been disclosed – Nil

7 Confirmation of Minutes of Previous Meetings

7.1 Minutes of the Ordinary Council Meeting held Wednesday 16 September 2026

Officer Recommendation

That Council confirms the minutes of the Ordinary Council Meeting held on Wednesday 16 September 2026, as included in Attachment 7.1.1, as a true and accurate record.

Council Decision

Resolution	**OCM-211026-01**
Moved	**Cr Corke**
Second	**Cr Allan**

That Council confirms the minutes of the Ordinary Council Meeting held on Wednesday 16 September 2026, as included in Attachment 7.1.1, as a true and accurate record.

Carried	**7/0**
For	**Cr J Russell, Cr T Miller, Cr F Allan, Cr W Astbury, Cr L Corke, Cr J Mearns, Cr D Gaull**
Against	**Nil**

8 Motions of Which Notice Has Been Given

9 Receipt of Committee Minutes or Reports and Consideration of Recommendations

9.1 Minutes of the WALGA AGM held on Thursday 17 September and Tuesday 23 September 2026.

9.2 Minutes of the RoeROC Committee Meeting held on Thursday 24 September 2026.

Officer Recommendation

That Council receives the minutes of the WALGA AGM held on Thursday 17 September and Tuesday 23 September, as included in Attachment 9.1.1 and the minutes of the RoeROC Committee Meeting held on Thursday 24 September 2026, as included in Attachment 9.2.1 en bloc

Council Decision

Resolution	**OCM-211026-02**
Moved	**Cr Mearns**
Second	**Cr Gaull**

That Council receives the minutes of the WALGA AGM held on Thursday 17 September and Tuesday 23 September, as included in Attachment 9.1.1 and the minutes of the RoeROC Committee Meeting held on Thursday 24 September 2026, as included in Attachment 9.2.1 en bloc

Carried	**7/0**
For	**Cr J Russell, Cr T Miller, Cr F Allan, Cr W Astbury, Cr L Corke, Cr J Mearns, Cr D Gaull**
Against	**Nil**

10 Report by the President

CEO David and myself travelled to Narembeen on Thursday 24th September to attend the RoeROC meeting for the quarter and updates to projects being considered by our organisation. A proposed RoeROC regional field trip was discussed and is being planned to be held between 22nd and 24th March 2027 and will include projects of interest and provide the opportunity for networking and strengthening relationships between RoeROC and other Councils.

On 6th October I attended, by Teams, the Central Country Zone of WALGA Executive Committee meeting where we received a summary of the Forward Planning Workshop that was held at the Central Country Zone meeting in Kulin in August. A full report and recommendation will be forthcoming at the next Central Country Zone meeting to be held in Lake Grace on 13th November.

On Thursday 8th October I attended, by Teams, along with CEO David and MOW Grant, the Wheatbelt South Regional Road Group Lakes Group Sub-Committee meeting to discuss the upcoming road programmes and funding requirements in preparation for the upcoming full Regional Road Group meeting.

We then attended the full Wheatbelt South Regional Road Group meeting which was held at Wickepin on Friday 9th October. Projects for the upcoming 2026-27 year were revised, and any amendments were endorsed. Projects and funding for the 2027-28 year were endorsed.
Of concern is funding commitments from our State Government which have been either reduced, or not committed to yet, which is putting pressure on the programmes and works that we absolutely need to be doing to keep our regional roads as safe as we can, given the extra tasks that are being expected of them.

Our local Bush Fire Brigades have been holding their annual meetings in readiness for the upcoming fire and emergency services season, and I would like to congratulate all of those volunteers who have continued to put their hand up for executive roles within their groups, and to those who have stood up and taken on a role for the first time. Well done, and Council absolutely appreciates the works of our volunteer emergency services personel and wishes everyone a safe season.
Grateful thanks is also extended to Dorcas Op-Shop in Narrogin who has made generous cash donations to our bush fire brigades, which will be expended on items needed by our volunteers in carrying out their vital roles. Thank You.

Meetings that I have attended in the past month are:
September 24th – RoeROC at Narembeen
October 6th – Central Country Zone Executive Committee Special Meeting
October 8th – Wheatbelt South Regional Road Group Lakes Sub-group committee
October 10th – Wheatbelt South Regional Road Group at Wickepin

Added acknowledgement of the record sheep sales by both Elders and Nutrien.

11 Report by the Chief Executive Officer

11th Sept 2026	Cr Mearns – Agenda Item
	Cr Gaull – Change of meeting date
14th Sept 2026	Shire President – ARIC Information
15th Sept 2026	Albert Facey Homestead Meeting
18th Sept 2026	Yealering Inter School Sports Carnival
22nd Sept 2026	Cr Corke – Bowling Club and Church Group concerns
23rd Sept 2026	John Nuttall – Wheatbelt Secondary Freight
24th Sept 2026	Upper Great Southern ROAC Meeting
	RoeROC Meeting
29th Sept 2026	Smartsheets User Group Webinar
30th Sept 2026	Cr Corke – Church Café, Yealering Hall Septics and gas.
1st October 2026	Rangers – Narrogin – Bush Fire Hazards Properties
8th October 2026	Lakes Sub Group RRG Meeting – Teams
9th October 2026	Wheatbelt South Regional Road Group
15th October 2026	Peter Stribling – Yealering Caravan Park.

Delegations exercised

No.	Delegation Name	Delegation To	Delegation Exercised	When Exercised	Persons Affected
A1	Cheque Signing and Account Authorisation	CEO			CEO, DCEO MWS
A2	Septic Tank Application Approvals	EHO			
A3	Building Approvals	BO			
A4	Roadside Advertising	CEO			
A5	Application for Planning Consent	CEO			
A6	Appointment and Termination of Staff	CEO			
A7	Rates Recovery – Instalment Payments	CEO			
A8	Issue of Orders	CEO			
A9	Legal Advice	CEO			
A10	Permits to Use Explosives	CEO			
A11	Street Stalls	CEO	Temporary Food Stall – Albert Facey Carpark – The Fresh Fish Van, 3 October – D. Da Silva	30/09/2026	CEO
A12	Liquor Consumption on Shire Owned Property	CEO	Alcohol Consumption Approval – Wickepin Community Centre – Funeral Service, 8 October – T. Simpson Alcohol Consumption Approval – Wickepin Community Centre – Wickepin/Harrismith Cricket Club, 17 October – S. Bayley	22/09/2026 13/10/2026	CEO
A13	Hire of Community Halls / Community Centre	CEO	Approval Fee Waiver- Wickepin Community Centre- Wickepin/Harrismith Cricket Club, 17 October – S. Bayley	13/10/2026	CEO
A14	The Food Act 2008 and the Food Regulations 2009	CEO			
A15	The Public Health Act 2016	CEO			CEO
A16	Sponsorship, contributions and donations to sporting and community groups	CEO			CEO
A17	Prohibited and Restricted Burning Times – Vary	CEO			
A18	Disposal of Property	CEO			
A19	Native Flora – Seed Collection	CEO			

12 Notices of Motions for the Following Meeting

Nil

13 Reports and Information

13.1 Monthly Schedule of Accounts Paid – September 2026

Submission to	Ordinary Council Meeting
Location / Address	Whole Shire
Name of Applicant	E Clement, Deputy Chief Executive Officer
File Reference	FM.FR.1212
Author	E Clement, Deputy Chief Executive Officer
Interest Disclosures	The author has no financial, proximity or impartiality interests in this item.
Report Written Date	16 October 2026
Attachments	**Attachment 13.1.1** – Monthly Schedule of Accounts Paid – September 2026

Summary

Council is required to have a Schedule of Accounts Paid produced each month containing relevant information, as legislated.

The purpose of this report is to present the –

- Schedule of Creditor Accounts Paid, including Corporate Credit Card Reconciliations, for September 2026.

Council is requested to confirm the Monthly Schedule of Accounts Paid, as included in the attachments.

Background

The *Local Government (Financial Management) Regulations 1996* requires Shire officers to, monthly and within a prescribed timeframe, prepare a schedule of payments made from the Municipal Fund and the Trust Fund and present this to Council for confirmation.

Comments

Shire officers have prepared the Monthly Schedule of Accounts Paid, in accordance with legislative requirements, and is contained in **Attachment 13.1.1.**

The schedule of accounts, covering vouchers as listed below, have been checked and are fully supported by vouchers and invoices which are submitted herewith and which have been duly certified as to the receipt of goods and the rendition of services and as to prices computation, and costings and the amounts shown have been remitted.

For the month under review the following summarised details are presented

Municipal Fund	**Vouchers**	**Amounts**
Electronic Funds Transfer	EFT 16450 – 16478, 16481 - 16505	$191,058.96
Cheques	16077 -16079	$18,891.43
Direct Deductions	September 2026	$1,455.26
Superannuation	September 2026	$26,130.62
Credit Card	September 2026	$4,946.38
BPay Payments	September 2026	$1,866.36
Payroll	September 2026	$147,359.00
Licensing	September 2026	$8,339.75
Municipal Fund Total		**$400,047.76**
Trust Fund		
Electronic Funds Transfer		$61.65
Cheques		$0
Trust Fund Total		**$61.65**
Total		**$400,109.41**

Statutory Environment
Local Government (Financial Management) Regulations 1996 – Regulation 13. Payments from municipal fund or trust fund by CEO, CEO's duties as to etc.

Where the local government has delegated to the Chief Executive Officer the exercise of its power to make payments from the municipal fund or the trust fund, a list of accounts paid by the Chief Executive Officer is to be prepared each month showing details for each account paid.

This list is to be presented to the council at the next ordinary meeting of the council and recorded in the minutes.

Policy Implications
Council Policy 3.1.7 – EFT Payment and Cheque Issue

Council has authorised the Chief Executive Officer to make payments from the municipal fund and the trust fund.

Financial Implications
Current Financial Year
Payments included on the Schedule of Accounts Paid have been undertaken in accordance with appropriate processes and the Annual Budget.

Future Financial Years
Nil

Strategic Implications
Goal - Governance

Objective:	11	We are proactive about collaboration and forward planning our future success
Strategy	11.2	Long Term Financial Plan is reviewed on a regular basis
	11.3	Ensure integrated planning documents remain current via regular reviews

Voting Requirement
Simple majority

Officer Recommendation
That Council, pursuant to Regulation 13 of the Local Government (Financial Management) Regulations 1996 acknowledges payments from the Municipal Fund of $400,047.76 and Trust $61.65 for September 2026, as included in ***Attachment 13.1.1****.*

Council Decision

Resolution	**OCM-211026-03**
Moved	**Cr Allan**
Second	**Cr Corke**

That Council, pursuant to Regulation 13 of the Local Government (Financial Management) Regulations 1996 acknowledges payments from the Municipal Fund of $400,047.76 and Trust $61.65 for September 2026, as included in Attachment 13.1.1.

Carried	**7/0**
For	**Cr J Russell, Cr T Miller, Cr F Allan, Cr W Astbury, Cr L Corke, Cr J Mearns, Cr D Gaull**
Against	**Nil**

List of Accounts Due & Submitted to Council

September-26

Chq/EFT	Date	Name	Trust	Muni
EFT16479	10/09/2026	DEPT OF LOCAL GOVERNMENT, INDUSTRY REGULATION AND SAFETY (LGIRS)	$ 56.65	
EFT16480	10/09/2026	SHIRE OF WICKEPIN	$ 5.00	
		TOTALS EFT	$ 61.65	
EFT16450	11/09/2026	AUSTRALIA POST		$ 721.04
EFT16451	11/09/2026	AIR LIQUIDE WA PTY LTD		$ 60.86
EFT16452	11/09/2026	AUSTRALIA'S GOLDEN OUTBACK		$ 495.00
EFT16453	11/09/2026	GOODYEAR AUTOCARE NARROGIN		$ 2,220.00
EFT16454	11/09/2026	BEST OFFICE SYSTEMS		$ 379.70
EFT16455	11/09/2026	BKS ELECTRICAL		$ 143.00
EFT16456	11/09/2026	BEACON EQUIPMENT		$ 895.00
EFT16457	11/09/2026	CUTTING EDGES PTY LTD		$ 7,634.00
EFT16458	11/09/2026	CLARK EQUIPMENT		$ 688.84
EFT16459	11/09/2026	CORSIGN WA		$ 784.30
EFT16460	11/09/2026	DX PRINT GROUP PTY LTD		$ 407.00
EFT16461	11/09/2026	DUFFY ELECTRICS		$ 3,389.27
EFT16462	11/09/2026	DYENAMIC SUBLIMINATION		$ 629.20
EFT16463	11/09/2026	EWEN RURAL SUPPLIES		$ 3,881.97
EFT16464	11/09/2026	GREAT SOUTHERN FUEL SUPPLIES		$ 19,351.16
EFT16465	11/09/2026	WICKEPIN HISTORY BOOK COMMITTEE		$ 1,360.91
EFT16466	11/09/2026	READY TECH -IT VISION		$ 550.00
EFT16467	11/09/2026	STEVEN BRUCE MANNERS		$ 647.00
EFT16468	11/09/2026	GREAT SOUTHERN WASTE DISPOSAL		$ 8,462.45
EFT16469	11/09/2026	NARROGIN QUARRY OPERATIONS		$ 1,649.11
EFT16470	11/09/2026	PERFECT COMPUTER SOLUTIONS - PCS		$ 977.50
EFT16471	11/09/2026	REPCO		$ 558.12
EFT16472	11/09/2026	PETER ROBERT STRIBLING		$ 335.39
EFT16473	11/09/2026	R J SMITH ENGINEERING		$ 1.80
EFT16474	11/09/2026	JUSTIN DRUMMOND SMITH		$ 25.95
EFT16475	11/09/2026	WESTRAC EQUIPMENT		$ 9,768.24
EFT16476	11/09/2026	WICKEPIN COMMUNITY RESOURCE CENTRE		$ 30,934.20
EFT16477	11/09/2026	WATERSHED NEWS		$ 6,500.00
EFT16478	14/09/2026	WICKEPIN DISTRICT SPORTS CLUB		$ 2,061.75
EFT16481	17/09/2026	STEVEN BRUCE MANNERS		$ 500.00
EFT16482	25/09/2026	GOODYEAR AUTOCARE NARROGIN		$ 130.00
EFT16483	25/09/2026	BEACON EQUIPMENT		$ 2,283.00
EFT16484	25/09/2026	BROWNLEY'S PLUMBING & GAS		$ 18,355.40
EFT16485	25/09/2026	CORSIGN WA		$ 3,132.80
EFT16486	25/09/2026	COZY GROVES		$ 270.80
EFT16487	25/09/2026	DUFFY ELECTRICS		$ 2,987.28
EFT16488	25/09/2026	DYENAMIC SUBLIMINATION		$ 1,877.70
EFT16489	25/09/2026	EDWARDS MOTORS PTY LTD		$ 5,614.53
EFT16490	25/09/2026	ERIKA CLEMENT		$ 66.79
EFT16491	25/09/2026	FULFORD EARTHMOVING & CIVIL		$ 4,312.00
EFT16492	25/09/2026	FACEY GROUP INC		$ 3,506.25
EFT16493	25/09/2026	HARRISMITH GOLF CLUB		$ 16,682.00
EFT16494	25/09/2026	HERSEY'S SAFETY PTY LTD		$ 4,022.17
EFT16495	25/09/2026	IKES HOME IMPROVEMENT & GLASS		$ 41.00
EFT16496	25/09/2026	NARROGIN HARDWARE MAKIT		$ 69.00
EFT16497	25/09/2026	OFFICEWORKS SUPERSTORES PTY LTD		$ 110.37
EFT16498	25/09/2026	REPCO		$ 733.21
EFT16499	25/09/2026	R J SMITH ENGINEERING		$ 450.00
EFT16500	25/09/2026	150 SQUARE PTY LTD		$ 5,352.00
EFT16501	25/09/2026	SHIRE OF NARROGIN		$ 561.76
EFT16502	25/09/2026	TEAM GLOBAL EXPRESS PTY LTD		$ 171.37
EFT16503	25/09/2026	WESTERN AUSTRALIAN LOCAL GOVERNMENT ASSOCIATION- WALGA		$ 2,079.00
EFT16504	25/09/2026	WURTH AUSTRALIA PTY LTD		$ 797.77
EFT16505	25/09/2026	YENER MAINTENANCE AND PLANT HIRE		$ 11,440.00
		TOTALS EFT		$ 191,058.96

16077	11/09/2026	SYNERGY		$	3,961.91
16078	25/09/2026	SYNERGY		$	10,356.62
16079	25/09/2026	WATER CORPORATION		$	4,572.90
		TOTALS CHEQUE		$	**18,891.43**
63250926	25/09/2026	TELSTRA		$	1,866.36
		TOTALS BPAY		$	**1,866.36**
DD16849.1	01/09/2026	CRISP WIRELESS PTY LTD		$	238.00
DD16860.1	15/09/2026	3E ADVANTAGE PTY LTD		$	1,217.26
		TOTALS DIRECT DEBIT		$	**1,455.26**
DD16955.1	23/08/2026	ANZ BANK		$	2,107.74
DD16957.1	22/09/2026	ANZ BANK		$	2,838.64
		TOTALS CREDIT CARD		$	**4,946.38**
DD16868.1	02/09/2026	AWARE SUPER		$	4,902.79
DD16868.2	02/09/2026	REST INDUSTRY SUPER		$	700.28
DD16868.3	02/09/2026	ANZ SUPER		$	67.91
DD16868.4	02/09/2026	CARESUPER		$	494.52
DD16868.5	02/09/2026	AUSTRALIAN RETIREMENT TRUST SUPER SAVINGS		$	324.25
DD16868.6	02/09/2026	FIRSTCHOICE WHOLESALE PERSONALSUPERANNUATION		$	602.64
DD16868.7	02/09/2026	PRIME SUPER		$	319.69
DD16868.8	02/09/2026	ESSENTIAL SUPER		$	111.50
DD16868.9	02/09/2026	MLC SUPER FUND - PLUM SUPER		$	582.39
DD16868.10	02/09/2026	AUSTRALIAN SUPER		$	292.06
DD16898.1	16/09/2026	AWARE SUPER		$	4,921.92
DD16898.2	16/09/2026	REST INDUSTRY SUPER		$	700.28
DD16898.3	16/09/2026	ANZ SUPER		$	451.17
DD16898.4	16/09/2026	CARESUPER		$	494.52
DD16898.5	16/09/2026	AUSTRALIAN RETIREMENT TRUST SUPER SAVINGS		$	324.25
DD16898.6	16/09/2026	FIRSTCHOICE WHOLESALE PERSONALSUPERANNUATION		$	665.54
DD16898.7	16/09/2026	PRIME SUPER		$	318.64
DD16898.8	16/09/2026	ESSENTIAL SUPER		$	274.87
DD16898.9	16/09/2026	MLC SUPER FUND - PLUM SUPER		$	582.39
DD16898.10	16/09/2026	AUSTRALIAN SUPER		$	292.06
DD16924.1	30/09/2026	AWARE SUPER		$	5,008.38
DD16924.2	30/09/2026	REST INDUSTRY SUPER		$	700.28
DD16924.3	30/09/2026	ANZ SUPER		$	442.11
DD16924.4	30/09/2026	CARESUPER		$	493.31
DD16924.5	30/09/2026	AUSTRALIAN RETIREMENT TRUST SUPER SAVINGS		$	323.20
DD16924.6	30/09/2026	FIRSTCHOICE WHOLESALE PERSONALSUPERANNUATION		$	345.61
DD16924.7	30/09/2026	PRIME SUPER		$	318.64
DD16924.8	30/09/2026	ESSENTIAL SUPER		$	200.97
DD16924.9	30/09/2026	MLC SUPER FUND - PLUM SUPER		$	582.39
DD16924.10	30/09/2026	AUSTRALIAN SUPER		$	292.06
		TOTALS SUPERANNUATION		$	**26,130.62**
98030926	03/09/2026	DEPARTMENT OF TRANSPORT AND MAJOR INFRASTRUCTURE		$	172.00
98070926	07/09/2026	DEPARTMENT OF TRANSPORT AND MAJOR INFRASTRUCTURE		$	140.70
98080926	08/09/2026	DEPARTMENT OF TRANSPORT AND MAJOR INFRASTRUCTURE		$	19.40
98090926	09/09/2026	DEPARTMENT OF TRANSPORT AND MAJOR INFRASTRUCTURE		$	86.50
98100926	10/09/2026	DEPARTMENT OF TRANSPORT AND MAJOR INFRASTRUCTURE		$	17.20
98110926	11/09/2026	DEPARTMENT OF TRANSPORT AND MAJOR INFRASTRUCTURE		$	2,177.70
98140926	14/09/2026	DEPARTMENT OF TRANSPORT AND MAJOR INFRASTRUCTURE		$	1,204.95
98170926	17/09/2026	DEPARTMENT OF TRANSPORT AND MAJOR INFRASTRUCTURE		$	322.80
98210926	21/09/2026	DEPARTMENT OF TRANSPORT AND MAJOR INFRASTRUCTURE		$	330.70
98220926	22/09/2026	DEPARTMENT OF TRANSPORT AND MAJOR INFRASTRUCTURE		$	530.20
98230926	23/09/2026	DEPARTMENT OF TRANSPORT AND MAJOR INFRASTRUCTURE		$	51.40
98240926	24/09/2026	DEPARTMENT OF TRANSPORT AND MAJOR INFRASTRUCTURE		$	2,420.65
98250926	25/09/2026	DEPARTMENT OF TRANSPORT AND MAJOR INFRASTRUCTURE		$	622.75
98290926	29/09/2026	DEPARTMENT OF TRANSPORT AND MAJOR INFRASTRUCTURE		$	172.00
98300926	30/09/2026	DEPARTMENT OF TRANSPORT AND MAJOR INFRASTRUCTURE		$	70.80
		TOTALS LICENSING		$	**8,339.75**
02/08/2026	02/09/2026	PAYROLL		$	47,278.00
03/09/2026	16/09/2026	PAYROLL		$	50,477.00
17/09/2026	30/09/2026	PAYROLL		$	49,604.00
		TOTALS PAYROLL		$	**147,359.00**
		ACCOUNT TOTALS	**$ 61.65**	$	**400,047.76**
		TOTAL PAYMENTS SEPTEMBER 2026		$	400,109.41

Credit Card Payment Summary

23/07/2026 TO 23/08/2026

CARD ENDING XXXX224175

DATE	COMPANY	AMOUNT
23/07/2026	CANVA	$ 164.99
24/07/2026	SEEK	$ 544.50
4/08/2026	BOOKING.COM	$ 850.00
17/08/2026	DEPARTMENT OF TRANSPORT	$ 32.00
17/08/2026	DEPARTMENT OF TRANSPORT	$ 465.85
21/08/2026	DEPARTMENT OF TRANSPORT	$ 50.40
	Total For This Card	**$ 2,107.74**

CARD ENDING XXXX244131

DATE	COMPANY	
	Total For This Card	$ -
	TOTAL FOR SHIRE OF WICKEPIN	**$ 2,107.74**

Credit Card Payment Summary

24/08/2026 TO 22/09/2026

CARD ENDING XXXX224175

DATE	COMPANY	AMOUNT
26/08/2026	AUSTRALIA POST	$ 400.00
1/09/2026	WHITNEY CONSULTING	$ 197.00
	Total For This Card	**$ 597.00**

CARD ENDING XXXX244131

DATE	COMPANY	AMOUNT
25/08/2026	SMARTSHEET INC	$ 160.68
26/08/2026	THE REJECT SHOP	$ 11.00
26/08/2026	HANCOCK & SONS NARROGIN	$ 32.95
28/08/2026	AUSTRALIA POST	$ 725.56
28/08/2026	AUSTRALIA POST	$ 1,165.45
14/09/2026	COLES NARROGIN	$ 146.00
	Total For This Card	**$ 2,241.64**
	TOTAL FOR SHIRE OF WICKEPIN	$ 2,838.64

FUEL CARD

Aug-26

Job	Job Description	Line total
P248	HINO 700 SERIES - FS 2848	$ 1,145.20
P342	HINO 700 SERIES FS2848	$ 3,397.85
P1955A	FUSO CANTER 7.5T CREW CAB	$ 4,804.82
P1915	HINO 500 SERIES 1628 MEDIUM NINE TRUCK	$ 647.29
P698	FUSO CANTER 815 7.5T TRUCK - GARDENERS	$ 789.68
P2433	HINO FG 1628 TRUCK	$ 1,050.03
P2489	BOBCAT T650 TRACK LOADER	$ 176.52
P664	JOHN DEERE Z997 RIDE ON MOWER - GREEN	$ 94.86
P454	2012 TORO GROUNDMASTER MOWER	$ 86.42
P2473	HINO 300 SERIES 921 AUTO TRADE ACE	$ 863.47
P468	HOLDEN COLORADO 4X4 SINGLE CAB - GARDENER'S UTE	$ 381.52
P706	HOLDEN COLORADO 4X4 SINGLE CAB CHASSIS 2.8L TURBO DIESEL UTE - MEHCANIC UTE	$ 395.43
P632	ISUZZ D-MAX 4X4 SINGLE CAB CHASSIS SX AUTO	$ 1,381.94
PCEO	ISUZU MU-X 4X4 LSU 3.0L AUTO MINERAL WHITE -CEO	$ 212.44
P237	TOYOTA COMMUNITY BUS	$ 96.21
P2567	ISUZU DMAX - WHITE CREW CAB CHASSIS SX 3.0L AUTO	$ 691.85
PMWS	ISUZU D MAX 4X4 MINERAL WHITE CREW CAB AUTO XT 3.0L	$ 1,772.09
P813	CAT 12H GRADER 2017	$ 1,341.71
P2495	TORO REELMASTER 5510	$ 21.83
		$ 19,351.16

13.2 Statement of Financial Activity – September 2026

Submission to	Ordinary Council Meeting
Location / Address	Whole Shire
Name of Applicant	E Clement, Deputy Chief Executive Officer
File Reference	FM.FR.1212
Author	E Clement, Deputy Chief Executive Officer
Interest Disclosures	The author has no financial, proximity or impartiality interests in this item.
Report Written Date	7 October 2026
Attachments	**Attachment 13.2.1** - Statement of Financial Activity – September 2026

Summary
Council is required to have a Statement of Financial Activity produced each month containing relevant information, as legislated.

The purpose of this report is to present the Statement of Financial Activity for the period ended September 2026.

Council is requested to accept the Statement of Financial Activity.

Background
The *Local Government (Financial Management) Regulations 1996* require Shire officers, monthly and within a prescribed timeframe, to prepare financial reports covering prescribed information and present these to Council.

Comments
Shire officers have prepared the Statement of Financial Activity, and supporting documentation, in accordance with legislative requirements, and is contained in **Attachment 13.2.1**.

Statutory Environment
Local Government Act 1995 – Section 6.4 Financial report

Local governments are required to prepare and present financial reports, on an annual basis and at any other time, and in any other format, as prescribed.

Local Government (Financial Management) Regulations 1996 – Regulation 34 Financial activity statement required each month (Act s. 6.4)

Shire officers are to prepare each month a statement of financial activity reporting on revenue and expenditure as set out in the annual budget. Each statement of financial activity is to be accompanied by information explaining the composition of net assets less committed and restricted assets, any material variances and any other supporting information considered relevant.

Policy Implications
Council Policy 3.1.14.2 – Monthly Financial Reporting

The Chief Executive Officer shall ensure a monthly statement of financial activity complies with all aspects of the Act and *Local Government (Financial Management) Regulations 1996*.

Financial Implications

Current Financial Year

Commentary on the current financial position is outlined within the body of the attached reports.

Future Financial Years

Nil

Strategic Implications

Goal - Governance

Objective:	11	We are proactive about collaboration and forward planning our future success
Strategy	11.2	Long Term Financial Plan is reviewed on a regular basis
	11.3	Ensure integrated planning documents remain current via regular reviews

Voting Requirement

Simple Majority

Officer Recommendation

That Council, pursuant to Regulation 34 of the Local Government (Financial Management) Regulations 1996, accepts the Statement of Financial Activity and associated documentation for the period ending September 2026, as included in ***Attachment 13.2.1***.

Council Decision

Resolution	**OCM-211026-04**
Moved	**Cr Miller**
Second	**Cr Mearns**

That Council, pursuant to Regulation 34 of the Local Government (Financial Management) Regulations 1996, accepts the Statement of Financial Activity and associated documentation for the period ending September 2026, as included in Attachment 13.2.1.

Carried	**7/0**
For	**Cr J Russell, Cr T Miller, Cr F Allan, Cr W Astbury, Cr L Corke, Cr J Mearns, Cr D Gaull**
Against	**Nil**

SHIRE OF WICKEPIN

MONTHLY FINANCIAL REPORT

For the Period Ended 30 September 2026

LOCAL GOVERNMENT ACT 1995
LOCAL GOVERNMENT (FINANCIAL MANAGEMENT) REGULATIONS 1996

TABLE OF CONTENTS

Compilation Report		2
Monthly Summary Information		3
Statement of Financial Activity by Program		6
Statement of Financial Activity By Nature or Type		7
Statement of Capital Acquisitions and Capital Funding		8
Note 1	Significant Accounting Policies	9
Note 2	Explanation of Material Variances	16
Note 3	Net Current Funding Position	17
Note 4	Cash and Investments	18
Note 5	Budget Amendments	19
Note 6	Receivables	20
Note 7	Cash Backed Reserves	21
Note 8	Capital Disposals	22
Note 9	Rating Information	23
Note 10	Information on Borrowings	24
Note 11	Grants and Contributions	25
Note 12	Trust	26
Note 13	Details of Capital Acquisitions	27

Shire of Wickepin
Compilation Report
For the Period Ended 30 September 2026

Report Purpose

This report is prepared to meet the requirements of *Local Government (Financial Management) Regulations 1996,* Regulation 34 .

Overview

Summary reports and graphical progressive graphs are provided on page 3, 4 and 5.
No matters of significance are noted.

Statement of Financial Activity by reporting program

Is presented on page 6 and shows a surplus as at 30 September 2026 of $753,635.

Note: The Statements and accompanying notes are prepared based on all transactions recorded at the time of preparation and may vary.

Preparation

Prepared by: E.Clement DCEO
Date prepared: 7-Oct-26
Reviewed by: David Burton CEO

Shire of Wickepin

Monthly Summary Information

For the Period Ended 30 September 2026

Liquidity Over the Year (Refer Note 3)

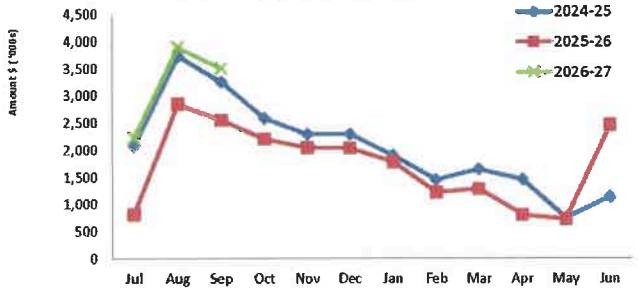

Cash and Cash Equivalents as at period end

Unrestricted	$	2,908,633
Restricted	$	3,247,257
	$	6,155,890

Receivables

Rates	$	841,279
Other	$	4,273
	$	845,552

Rates Receivable (Refer Note 6)

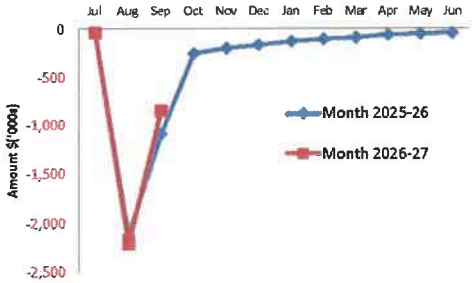

Accounts Receivable Ageing (non-rates) (Refer Note 6)

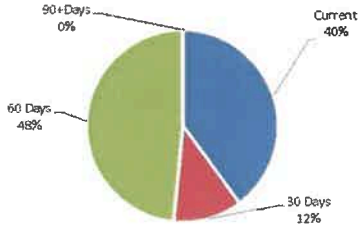

Comments

Unrestricted cash includes the following payments in advance

26/27 Grants Commission - General	$	1,047,174.00
26/27 Grants Commission - Roads	$	664,923.00
Amounts paid in advance	$	1,712,097.00

This information is to be read in conjunction with the accompanying Financial Statements and notes.

Shire of Wickepin

Monthly Summary Information

For the Period Ended 30 September 2026

Capital Expenditure Program YTD (Refer Note 13)

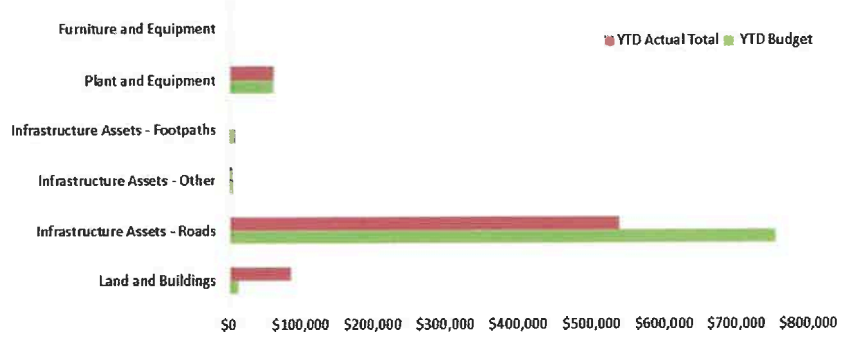

Year To Date Reserve Balance to End of Year Estimate (Refer Note 7)

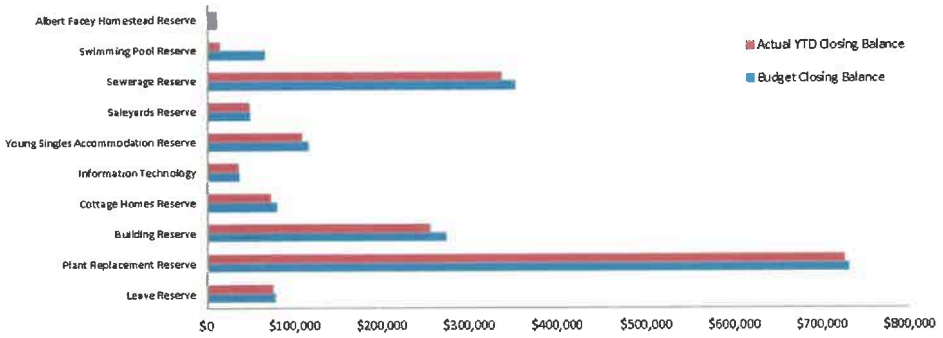

Comments

This information is to be read in conjunction with the accompanying Financial Statements and notes.

Shire of Wickepin

Monthly Summary Information

For the Period Ended 30 September 2026

Revenues

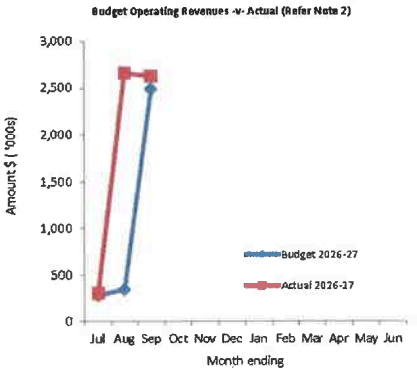

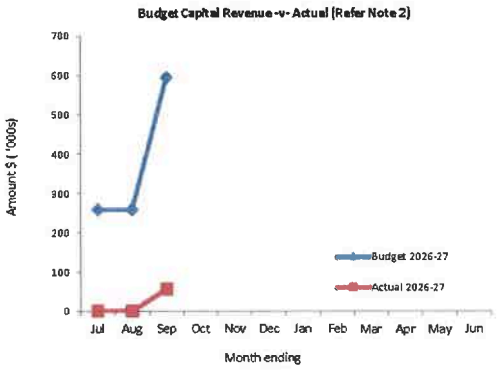

Expenditure

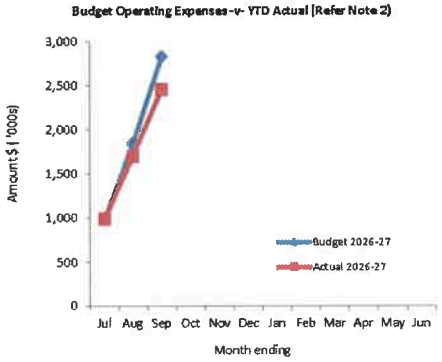

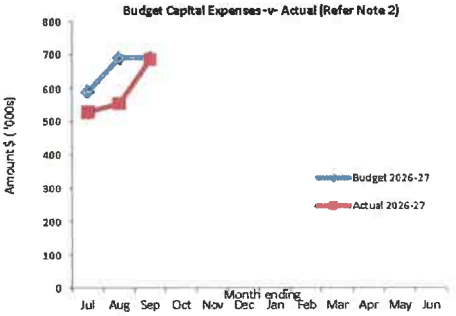

Comments

This information is to be read in conjunction with the accompanying Financial Statements and notes.

SHIRE OF WICKEPIN
STATEMENT OF FINANCIAL ACTIVITY
(Statutory Reporting Program)
For the Period Ended 30 September 2026

	Note	Annual Budget	YTD Budget (a)	YTD Actual (b)	Var. $ (b)-(a)	Var. % (b)-(a)/(a)	Var.
Operating Revenues		$	$	$	$	%	
Governance		2,005	498	1,155	657	132.00%	
General Purpose Funding - Rates	9	1,871,583	1,904,433	1,878,558	(25,875)	(1.36%)	
General Purpose Funding - Other		347,287	61,815	108,000	46,185	74.71%	▲
Law, Order and Public Safety		197,084	85,864	83,542	(2,322)	(2.70%)	
Health		220	54	1,610	1,556	2881.31%	
Education and Welfare		300	75	68	(7)	(9.05%)	
Housing		118,850	29,703	36,997	7,294	24.56%	
Community Amenities		220,755	175,211	189,145	13,934	7.95%	
Recreation and Culture		60,473	4,116	2,401	(1,715)	(41.66%)	
Transport		2,157,911	552,221	214,082	(338,139)	(61.23%)	▼
Economic Services		118,425	39,600	68,316	28,716	72.51%	▲
Other Property and Services		34,000	8,496	42,226	33,730	397.01%	▲
Total Operating Revenue		5,128,893	2,862,086	2,626,100	(235,985)		
Operating Expense							
Governance		(800,196)	(257,069)	(170,198)	86,871	36.27%	▼
General Purpose Funding		(152,699)	(38,169)	(25,607)	12,562	32.91%	▼
Law, Order and Public Safety		(299,148)	(106,420)	(60,649)	45,771	43.01%	▼
Health		(30,647)	(7,641)	(4,876)	2,765	36.19%	
Education and Welfare		(34,192)	(8,526)	(1,996)	6,531	76.60%	▼
Housing		(296,961)	(72,723)	(53,027)	19,696	27.08%	▼
Community Amenities		(709,681)	(177,237)	(122,649)	54,588	30.80%	▼
Recreation and Culture		(1,657,875)	(434,973)	(372,617)	62,356	14.34%	▼
Transport		(5,869,530)	(1,467,300)	(1,398,346)	68,954	4.70%	
Economic Services		(428,400)	(107,037)	(112,088)	(5,051)	(4.72%)	
Other Property and Services		(475,362)	(146,389)	(136,900)	9,489	6.48%	
Total Operating Expenditure		(10,754,684)	(2,833,484)	(2,458,952)	374,532		
Funding Balance Adjustments							
Add back Depreciation		6,118,030	1,529,490	1,527,903	(1,587)	(0.10%)	
Adjust (Profit)/Loss on Asset Disposal	8	(18,812)	(4,728)	(1,155)	3,573	(75.56%)	
Adjust Provisions and Accruals		0	0	0	0		
Adjust Rounding		0	0	0	0		
Net Cash from Operations		473,327	1,553,364	1,693,896	140,532		
Capital Revenues							
Proceeds from Disposal of Assets	8	258,183	258,183	55,455	(202,728)	(78.52%)	▼
Total Capital Revenues		258,183	258,183	55,455	(202,728)		
Capital Expenses							
Land and Buildings	13	(108,000)	(11,750)	(84,167)	(72,417)	(616.32%)	▲
Infrastructure - Roads	13	(2,164,091)	(754,061)	(537,291)	216,770	28.75%	▼
Infrastructure - Footpaths	13	(25,000)	(6,252)	0	6,252	100.00%	▼
Infrastructure -Other	13	(28,000)	(5,000)	(4,230)	770	15.40%	▼
Plant and Equipment	13	(646,400)	(60,400)	(60,397)	3	0.00%	
Furniture and Equipment	13	(18,000)	0	0	0		
Total Capital Expenditure		(2,989,491)	(837,463)	(686,086)	151,377		
Net Cash from Capital Activities		(2,731,308)	(579,280)	(630,631)	(51,351)		
Financing							
Transfer from Reserves	7	17,000	0	0	0		
Repayment of Debentures	10	(41,168)	0	0	0		
Transfer to Reserves	7	(250,000)	0	(8,800)	(8,800)		
Net Cash from Financing Activities		(274,168)	0	(8,800)	(8,800)		
Net Operations, Capital and Financing		(2,532,149)	974,084	1,054,465	80,381		
Opening Funding Surplus(Deficit)	3	2,532,149	2,532,149	2,457,329	(74,820)	(2.95%)	
Closing Funding Surplus(Deficit)	3	0	3,506,233	3,511,794	5,561		

Indicates a variance between Year to Date (YTD) Budget and YTD Actual data as per the adopted materiality threshold.
Refer to Note 2 for an explanation of the reasons for the variance.

This statement is to be read in conjunction with the accompanying Financial Statements and notes.

SHIRE OF WICKEPIN
STATEMENT OF FINANCIAL ACTIVITY
(By Nature or Type)
For the Period Ended 30 September 2026

	Note	Annual Budget	YTD Budget (a)	YTD Actual (b)	Var $ (b)-(a)	Var % (b)-(a)/(a)	Var
Operating Revenues		$	$	$	$	%	
Rates	9	1,854,772	1,904,433	1,878,558	(25,875)	(1.36%)	
Rates excluding General Rates	9	16,811	0	0	0		
Operating Grants, Subsidies and Contributions	11	533,512	278,384	356,897	78,513	28.20%	▲
Fees and Charges		605,612	328,525	376,335	47,810	14.55%	▲
Interest Earnings		139,000	9,747	13,154	3,407	34.95%	
Other Revenue		0	0	0	0		
Profit on Disposal of Assets	8	20,632	5,157	1,155	(4,002)		
Total Operating Revenue		3,170,339	2,526,246	2,626,100	99,854		
Operating Expense							
Employee Costs		(2,014,787)	(497,469)	(360,665)	136,804	27.50%	▲
Materials and Contracts		(2,099,111)	(571,062)	(373,844)	197,218	34.54%	▲
Utility Charges		(225,552)	(55,416)	(52,934)	2,482	4.48%	
Depreciation on Non-Current Assets		(6,118,030)	(1,529,490)	(1,527,903)	1,587	0.10%	
Interest Expenses		(1,665)	0	132	132		
Insurance Expenses		(282,819)	(176,870)	(136,154)	40,716	23.02%	▲
Other Expenditure		(11,000)	(2,748)	(7,584)	(4,836)	(176.00%)	
Loss on Disposal of Assets	8	(1,720)	(429)	0	429	100.00%	
Total Operating Expenditure		(10,754,684)	(2,833,484)	(2,458,952)	374,532		
Funding Balance Adjustments							
Add back Depreciation		6,118,030	1,529,490	1,527,903	(1,587)	(0.10%)	
Adjust (Profit)/Loss on Asset Disposal	8	(18,912)	(4,728)	(1,155)	3,573	(75.56%)	
Adjust Provisions and Accruals		0	0	0	0		
Adjust Rounding		0	0	0			
Net Cash from Operations		(1,485,227)	1,217,524	1,693,896	476,372		
Capital Revenues							
Grants, Subsidies and Contributions	11	1,958,554	335,840	0	(335,840)	(100.00%)	▼
Proceeds from Disposal of Assets	8	258,183	258,183	55,455	(202,728)	(78.52%)	▼
Proceeds from Sale of Assets		0	0	0	0		
Total Capital Revenues		2,216,737	594,023	55,455	(538,568)		
Capital Expenses							
Land and Buildings	13	(108,000)	(11,750)	(84,167)	(72,417)	(616.32%)	▼
Infrastructure - Roads	13	(2,164,091)	(754,061)	(537,291)	216,770	28.75%	▲
Infrastructure - Footpaths	13	(25,000)	(6,252)	0	6,252	100.00%	▲
Infrastructure - Drainage	13	(28,000)	(5,000)	(4,230)	770	15.40%	▲
Plant and Equipment	13	(646,400)	(60,400)	(60,397)	3	0.00%	
Furniture and Equipment	13	(18,000)	0	0	0		
Total Capital Expenditure		(2,989,491)	(837,463)	(686,086)	151,377		
Net Cash from Capital Activities		(772,754)	(243,440)	(630,631)	(387,191)		
Financing							
Transfer from Reserves	7	17,000	0	0	0		
Repayment of Debentures	10	(41,168)	0	0	0		
Transfer to Reserves	7	(250,000)	0	8,800	(8,800)		
Net Cash from Financing Activities		(274,168)	0	8,800	(8,800)		
Net Operations, Capital and Financing		(2,532,149)	974,084	1,054,465	80,381		
Opening Funding Surplus(Deficit)	3	2,532,149	2,532,149	2,457,329	(74,820)	(2.95%)	
Closing Funding Surplus(Deficit)	3	0	3,506,233	3,511,794	5,561		

Indicates a variance between Year to Date (YTD) Budget and YTD Actual data as per the adopted materiality threshold.
Refer to Note 2 for an explanation of the reasons for the variance.

This statement is to be read in conjunction with the accompanying Financial Statements and notes.

SHIRE OF WICKEPIN
STATEMENT OF CAPITAL ACQUISITIONS AND CAPITAL FUNDING
For the Period Ended 30 September 2026

Capital Acquisitions	Note	YTD Actual New /Upgrade (a)	YTD Actual (Renewal Expenditure) (b)	YTD Actual Total (c) = (a)+(b)	YTD 30 09 2026 YTD Budget (d)	Amended Annual Budget	Variance (d) - (c)
		$	$	$	$	$	$
Land and Buildings	13	84,167.48	0.00	84,167.48	11,750.00	108,000.00	72,417.48
Infrastructure Assets - Roads	13		537,291.23	537,291.23	754,061.00	2,164,091.00	(216,769.77)
Infrastructure Assets - Other	13	4,230.00	0.00	4,230.00	5,000.00	28,000.00	(770.00)
Infrastructure Assets - Footpaths	13	0.00	0.00	0.00	6,252.00	25,000.00	(6,252.00)
Plant and Equipment	13	60,397.27	0.00	60,397.27	60,400.00	646,400.00	(2.73)
Furniture and Equipment	13	0.00	0.00	0.00	0.00	18,000.00	0.00
Capital Expenditure Totals		148,794.75	537,291.23	686,085.98	837,463.00	2,989,491.00	(151,377.02)

Funded By:

Capital Grants and Contributions	0	1,958,554	1,918,554	1,958,554
Borrowings	0	0	0	0
Other (Disposals & C/Fwd)	55,455	258,183	(18,917)	202,728
Own Source Funding - Cash Backed Reserves	0	0	0	0
Own Source Funding - Operations	0	(1,379,274)	1,089,849	1,379,274
Capital Funding Total	64,255	837,463	2,989,491	(779,208)

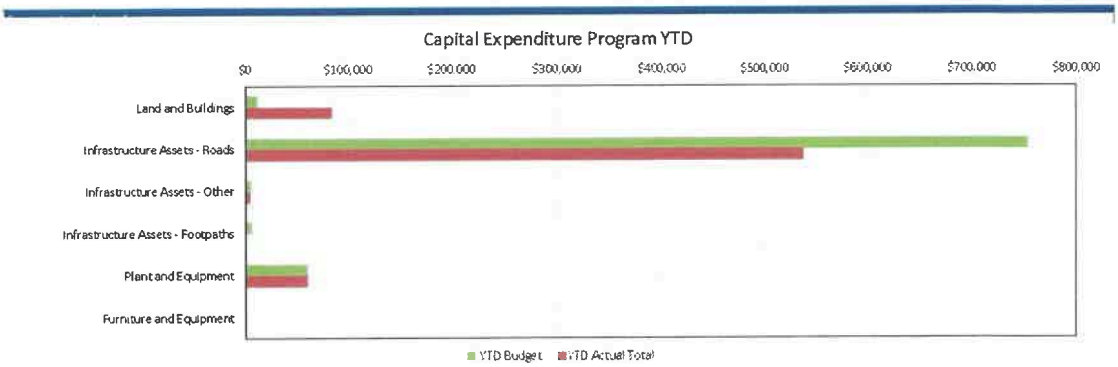

SHIRE OF WICKEPIN
NOTES TO THE STATEMENT OF FINANCIAL ACTIVITY
For the Period Ended 30 September 2026

1. SIGNIFICANT ACCOUNTING POLICIES

(a) Basis of Accounting

This statement comprises a special purpose financial report which has been prepared in accordance with Australian Accounting Standards (as they apply to local governments and not-for-profit entities), Australian Accounting Interpretations, other authoritative pronouncements of the Australian Accounting Standards Board, the Local Government Act 1995 and accompanying regulations. Material accounting policies which have been adopted in the preparation of this statement are presented below and have been consistently applied unless stated otherwise.

Except for cash flow and rate setting information, the report has also been prepared on the accrual basis and is based on historical costs, modified, where applicable, by the measurement at fair value of selected non-current assets, financial assets and liabilities.

Critical Accounting Estimates

The preparation of a financial report in conformity with Australian Accounting Standards requires management to make judgements, estimates and assumptions that effect the application of policies and reported amounts of assets and liabilities, income and expenses.
that are believed to be reasonable under the circumstances; the results of which form the basis of making the judgements about carrying values of assets and liabilities that are not readily apparent from other sources. Actual results may differ from these estimates.

(b) The Local Government Reporting Entity

All Funds through which the Council controls resources to carry on its functions have been included in this statement.

In the process of reporting on the local government as a single unit, all transactions and balances between those funds (for example, loans and transfers between Funds) have been eliminated.

All monies held in the Trust Fund are excluded from the statement, but a separate statement of those monies appears at Note 12.

(c) Rounding Off Figures

All figures shown in this statement are rounded to the nearest dollar.

(d) Rates, Grants, Donations and Other Contributions

Rates, grants, donations and other contributions are recognised as revenues when the local government obtains control over the assets comprising the contributions. Control over assets acquired from rates is obtained at the commencement of the rating period or, where earlier, upon receipt of the rates.

(e) Goods and Services Tax

Revenues, expenses and assets are recognised net of the amount of GST, except where the amount of GST incurred is not recoverable from the Australian Taxation Office (ATO).

Receivables and payables are stated inclusive of GST receivable or payable.
The net amount of GST recoverable from, or payable to, the ATO is included with receivables or payables in the statement of financial position.

Cash flows are presented on a gross basis. The GST components of cash flows arising from investing or financing activities which are recoverable from, or payable to, the ATO are presented as operating cash flows.

SHIRE OF WICKEPIN
NOTES TO THE STATEMENT OF FINANCIAL ACTIVITY
For the Period Ended 30 September 2026

1. SIGNIFICANT ACCOUNTING POLICIES (Continued)

(f) Cash and Cash Equivalents
Cash and cash equivalents include cash on hand, cash at bank, deposits available on demand with banks and other short term highly liquid investments that are readily convertible to known amounts of cash and which are subject to an insignificant risk of changes in value and bank overdrafts.

Bank overdrafts are reported as short term borrowings in current liabilities in the statement of financial position.

(g) Trade and Other Receivables
Trade and other receivables include amounts due from ratepayers for unpaid rates and service charges and other amounts due from third parties for goods sold and services performed in the ordinary course of business.

Receivables expected to be collected within 12 months of the end of the reporting period are classified as current assets. All other receivables are classified as non-current assets.

Collectability of trade and other receivables is reviewed on an ongoing basis. Debts that are known to be uncollectible are written off when identified. An allowance for doubtful debts is raised when there is objective evidence that they will not be collectible.

(h) Inventories
General
Inventories are measured at the lower of cost and net realisable value.

Net realisable value is the estimated selling price in the ordinary course of business less the estimated costs of completion and the estimated costs necessary to make the sale.

Land Held for Resale
Land held for development and sale is valued at the lower of cost and net realisable value. Cost includes the cost of acquisition, development, borrowing costs and holding costs until completion of development. Finance costs and holding charges incurred after development is completed are expensed.

Gains and losses are recognised in profit or loss at the time of signing an unconditional contract of sale if significant risks and rewards, and effective control over the land, are passed on to the buyer at this point.

Land held for sale is classified as current except where it is held as non-current based on Council's intentions to release for sale.

(i) Fixed Assets
All assets are initially recognised at cost. Cost is determined as the fair value of the assets given as consideration plus costs incidental to the acquisition. For assets acquired at no cost or for nominal consideration, cost is determined as fair value at the date of acquisition. The cost of non-current assets constructed by the local government includes the cost of all materials used in the construction, direct labour on the project and an appropriate proportion of variable and fixed overhead.

Certain asset classes may be revalued on a regular basis such that the carrying values are not materially different from fair value. Assets carried at fair value are to be revalued with sufficient regularity to ensure the carrying amount does not differ materially from that determined using fair value at reporting date.

SHIRE OF WICKEPIN
NOTES TO THE STATEMENT OF FINANCIAL ACTIVITY
For the Period Ended 30 September 2026

1. SIGNIFICANT ACCOUNTING POLICIES (Continued)

(j) Depreciation of Non-Current Assets
All non-current assets having a limited useful life are systematically depreciated over their useful lives in a manner which reflects the consumption of the future economic benefits embodied in those assets.

Depreciation is recognised on a straight-line basis, using rates which are reviewed each reporting period. Major depreciation rates and periods are:

Buildings	30 to 50 years
Furniture and Equipment	4 to 10 years
Plant and Equipment	5 to 15 years
Roads	20 to 50 years
Footpaths	20 years
Sewerage Piping	100 years
Water Supply Piping and Drainage Systems	75 years
Infrastructure - Parks & Ovals	30 to 50 years

(k) Trade and Other Payables
Trade and other payables represent liabilities for goods and services provided to the Council prior to the end of the financial year that are unpaid and arise when the Council becomes obliged to make future payments in respect of the purchase of these goods and services. The amounts are unsecured, are recognised as a current liability and are normally paid within 30 days of recognition.

(l) Employee Benefits
The provisions for employee benefits relates to amounts expected to be paid for long service leave, annual leave, wages and salaries and are calculated as follows:

(i) Wages, Salaries, Annual Leave and Long Service Leave (Short-term Benefits)
The provision for employees' benefits to wages, salaries, annual leave and long service leave expected to be settled within 12 months represents the amount the Shire has a present obligation to pay resulting from employees services provided to balance date. The provision has been calculated at nominal amounts based on remuneration rates the Shire expects to pay and includes related on-costs.

(ii) Annual Leave and Long Service Leave (Long-term Benefits)
The liability for long service leave is recognised in the provision for employee benefits and measured as the present value of expected future payments to be made in respect of services provided by employees up to the reporting date using the project unit credit method. Consideration is given to expected future wage and salary levels, experience of employee departures and periods of service. Expected future payments are discounted using market yields at the reporting date on national government bonds with terms to maturity and currency that match as closely as possible, the estimated future cash outflows. Where the Shire does not have the unconditional right to defer settlement beyond 12 months, the liability is recognised as a current liability.

SHIRE OF WICKEPIN
NOTES TO THE STATEMENT OF FINANCIAL ACTIVITY
For the Period Ended 30 September 2026

1. SIGNIFICANT ACCOUNTING POLICIES (Continued)

(m) Interest-bearing Loans and Borrowings

All loans and borrowings are initially recognised at the fair value of the consideration received less directly attributable transaction costs.

After initial recognition, interest-bearing loans and borrowings are subsequently measured at amortised cost using the effective interest method. Fees paid on the establishment of loan facilities that are yield related are included as part of the carrying amount of the loans and borrowings.

Borrowings are classified as current liabilities unless the Council has an unconditional right to defer settlement of the liability for at least 12 months after the balance sheet date.

Borrowing Costs

Borrowing costs are recognised as an expense when incurred except where they are directly attributable to the acquisition, construction or production of a qualifying asset. Where this is the case, they are capitalised as part of the cost of the particular asset.

(n) Provisions

Provisions are recognised when: The council has a present legal or constructive obligation as a result of past events; it is more likely than not that an outflow of resources will be required to settle the obligation; and the amount has been reliably estimated. Provisions are not recognised for future operating losses.

Where there are a number of similar obligations, the likelihood that an outflow will be required in settlement is determined by considering the class of obligations as a whole. A provision is recognised even if the likelihood of an outflow with respect to any one of item included in the same class of obligations may be small.

(o) Current and Non-Current Classification

In the determination of whether an asset or liability is current or non-current, consideration is given to the time when each asset or liability is expected to be settled. The asset or liability is classified as current if it is expected to be settled within the next 12 months, being the Council's operational cycle. In the case of liabilities where Council does not have the unconditional right to defer settlement beyond 12 months, such as vested long service leave, the liability is classified as current even if not expected to be settled within the next 12 months. Inventories held for trading are classified as current even if not expected to be realised in the next 12 months except for land held for resale where it is held as non current based on Council's intentions to release for sale.

SHIRE OF WICKEPIN
NOTES TO THE STATEMENT OF FINANCIAL ACTIVITY
For the Period Ended 30 September 2026

1. SIGNIFICANT ACCOUNTING POLICIES (Continued)

(p) Nature or Type Classifications

Rates
All rates levied under the Local Government Act 1995. Includes general, differential, specific area rates, minimum rates, interim rates, back rates, ex-gratia rates, less discounts offered. Exclude administration fees, interest on instalments, interest on arrears and service charges.

Operating Grants, Subsidies and Contributions
Refer to all amounts received as grants, subsidies and contributions that are not non-operating grants.

Non-Operating Grants, Subsidies and Contributions
Amounts received specifically for the acquisition, construction of new or the upgrading of non-current assets paid to a local government, irrespective of whether these amounts are received as capital grants, subsidies, contributions or donations.

Profit on Asset Disposal
Profit on the disposal of assets including gains on the disposal of long term investments.
Losses are disclosed under the expenditure classifications.

Fees and Charges
Revenues (other than service charges) from the use of facilities and charges made for local government services, sewerage rates, rentals, hire charges, fee for service, photocopying charges, licences, sale of goods or information, fines, penalties and administration fees. Local governments may wish to disclose more detail such as rubbish collection fees, rental of property, fines and penalties, other fees and charges.

Service Charges
Service charges imposed under Division 6 of Part 6 of the Local Government Act 1995. Regulation 54 of the Local Government (Financial Management) Regulations 1996 identifies the These are television and radio broadcasting, underground electricity and neighbourhood surveillance services. Exclude rubbish removal charges. Interest and other items of a similar nature received from bank and investment accounts, interest on rate instalments, interest on rate arrears and interest on debtors.

Interest Earnings
Interest and other items of a similar nature received from bank and investment accounts, interest on rate instalments, interest on rate arrears and interest on debtors.

Other Revenue / Income
Other revenue, which can not be classified under the above headings, includes dividends, discounts, rebates etc.

Employee Costs
All costs associate with the employment of person such as salaries, wages, allowances, benefits such as vehicle and housing, superannuation, employment expenses, removal expenses, relocation expenses, worker's compensation insurance, training costs, conferences, safety expenses, medical examinations, fringe benefit tax, etc.

Materials and Contracts
All expenditures on materials, supplies and contracts not classified under other headings. These include supply of goods and materials, legal expenses, consultancy, maintenance agreements, communication expenses, advertising expenses, membership, periodicals, publications, hire expenses, rental, leases, postage and freight etc. Local governments may wish to disclose more detail such as contract services, consultancy, information technology, rental or lease expenditures.

Utilities (Gas, Electricity, Water, etc.)
Expenditures made to the respective agencies for the provision of power, gas or water. Exclude expenditures incurred for the reinstatement of roadwork on behalf of these agencies.

SHIRE OF WICKEPIN
NOTES TO THE STATEMENT OF FINANCIAL ACTIVITY
For the Period Ended 30 September 2026

1. SIGNIFICANT ACCOUNTING POLICIES (Continued)

(q) Nature or Type Classifications (Continued)

Insurance
All insurance other than worker's compensation and health benefit insurance included as a cost of employment.

Loss on asset disposal
Loss on the disposal of fixed assets.

Depreciation on non-current assets
Depreciation expense raised on all classes of assets.

Interest expenses
Interest and other costs of finance paid, including costs of finance for loan debentures, overdraft accommodation and refinancing expenses.

Other expenditure
Statutory fees, taxes, provision for bad debts, member's fees or levies including WA Fire Brigade Levy and State taxes. Donations and subsidies made to community groups.

(r) Statement of Objectives

Council has adopted a 'Plan for the future' comprising a Strategic Community Plan and Corporate Business Plan to provide the long term community vision, aspirations and objectives.

Based upon feedback received from the community the vision of the Shire is:

A Collaborative Council, dedicated to maintaining and developing our community assets for the benefit of our residents whilst supporting a strong community, vibrant economy, successful businesses and a sound environment

The Strategic Community Plan defines the key objectives of the Shire as:
(1) Social – This theme describes the social aspects of life in the Shire incorporating community safety, recreation and leisure, as well as arts, culture and heritage.
(2) Environmental – This theme relates to valuing the environment, including natural resource management; sustainable land use, waste management, and recycling.
(3) Economic – This theme describes infrastructure planning, transport infrastructure, facilities and services a nd osset management.and inclusive community engagement
(4) Civic leadership – This theme describes how the Shire embraces a culture of leadership, customer service .

Council operations as disclosed in this statement encompass the following service orientated activities/programs:

(s) GOVERNANCE
Expenses associated with provision of services to members of council and elections. Also included are costs associated with computer operations, corporate accounting, corporate records and asset management. Costs reported as administrative expenses are redistributed in accordance with the principle of activity based costing (ABC).

GENERAL PURPOSE FUNDING
Rates and associated revenues, general purpose government grants, interest revenue and other miscellaneous revenues such as commission on Police Licensing. The costs associated with raising the above mentioned revenues, eg. Valuation expenses, debt collection and overheads.

LAW, ORDER, PUBLIC SAFETY
Enforcement of Local Laws, fire prevention, animal control and provision of ranger services.

HEALTH
Health inspection services, food quality control, mosquito control and contributions towards provision of medical health services.

SHIRE OF WICKEPIN
NOTES TO THE STATEMENT OF FINANCIAL ACTIVITY
For the Period Ended 30 September 2026

1. SIGNIFICANT ACCOUNTING POLICIES (Continued)

(s) Reporting Programs (Continued)

HOUSING
Provision and maintenance of rented housing accommodation for pensioners and employees.

COMMUNITY AMENITIES
Sanitation, sewerage, stormwater drainage, protection of the environment, public conveniences, cemeteries and town planning.

RECREATION AND CULTURE
Parks, gardens and recreation reserves, library services, swimming facilities, walk trails, public halls and Community Centre.

TRANSPORT
Construction and maintenance of roads, footpaths, drainage works, parking facilities, traffic control, depot operations, plant purchase and cleaning of streets.

ECONOMIC SERVICES
Tourism, community development, pest control, building services, caravan parks and private works.

OTHER PROPERTY & SERVICES
Plant works, plant overheads and stock of materials.

SHIRE OF WICKEPIN
NOTES TO FINANCIAL ACTIVITY STATEMENT
For the Period Ended 30 September 2026

Note 2: EXPLANATION OF MATERIAL VARIANCES

Reporting Program	Var $	Var %	Var	Timing/ Permanent	Explanation of Variance
Operating Revenues	$	%			
Governance	657	132%			
General Purpose Funding - Other	46,185	79%	▲	Permanent	Increase in Fags First Payment
Law, Order and Public Safety	(2,322)	(3%)			
Health	1,556	2881%			
Education and Welfare	(7)	(9%)			
Housing	7,294	25%			
Community Amenities	13,934	8%		Timing	
Recreation and Culture	(1,715)	(42%)			
Transport	(338,139)	(61%)	▼	Timing	Road Project Funds not yet received
Economic Services	28,716	75%	▲	Permanent	LGIS Golf Day Income/Sponsership
Other Property and Services	33,730	397%	▲	Permanent	Works Compensation Reimbursement
Operating Expense					
Governance	96,871	36.27%	▼	Timing	Expenditure not yet occurred- Second instalment of insurance yert to be paid
General Purpose Funding	12,562	32.91%	▼	Timing	Expenditure not yet occurred- Second instalment of insurance yert to be paid
Law, Order and Public Safety	45,771	43.01%	▼		Expenditure not yet occurred- Second instalment of insurance yert to be paid
Health	2,765	36.19%			
Education and Welfare	6,531	76.60%	▼	Timing	Expenditure not yet occurred- Second instalment of insurance yert to be paid
Housing	19,696	27.08%	▼	Timing	Expenditure not yet occurred- Second instalment of insurance yert to be paid
Community Amenities	54,588	30.80%	▼	Timing	Expenditure not yet occurred- Second instalment of insurance yert to be paid
Recreation and Culture	62,356	14.34%	▼	Timing	Expenditure not yet occurred- Second instalment of insurance yert to be paid
Transport	68,954	4.70%			
Economic Services	(5,051)	(4.72%)			
Other Property and Services	9,489	6.48%			
Capital Revenues					
Grants, Subsidies and Contributions	(335,840)	(100.00%)	▼	Timing	Road Capitalm Income not yet received
Proceeds from Disposal of Assets	(202,728)	(78.52%)	▼	Timing	Plant not yet disposd of
Capital Expenses					
Land and Buildings	28,162	(616.32%)	▲	Timing	Yealering Hall expnediture
Infrastructure - Roads	12,744	28.75%	▼	Timing	Roads not yet done
Infrastructure - Footpaths	22,500	100.00%	▼	Timing	No footpaths done yet
Infrastructure - Other	29,057	15.40%	▼	Timing	Capital Works not yet done
Plant and Equipment	321,302	0.00%			
Furniture and Equipment	25,750				
Financing					
Loan Principal	0				

SHIRE OF WICKEPIN
NOTES TO THE STATEMENT OF FINANCIAL ACTIVITY
For the Period Ended 30 September 2026

Note 3: NET CURRENT FUNDING POSITION

		Positive=Surplus (Negative=Deficit)		
	Note	YTD 30 Sep 2026	30 June 2026	YTD 30 Sep 2025
		$	$	$
Current Assets				
Cash Unrestricted	4	2,908,633	2,697,324	994,263
Cash Restricted	4	3,247,257	3,238,457	3,681,298
Receivables - Rates	6	841,279	45,881	43,153
Receivables -Other	6	4,273	1,557	2,729
Interest / ATO Receivable/Trust		22,346	40,382	39,220
		7,023,788	6,023,601	4,760,663
Less: Current Liabilities				
Payables		(37,252)	(100,190)	(34,727)
Contract Liabilities		-	0	0
Provisions		(227,485)	(227,624)	(231,014)
		(264,736)	(327,814)	(265,741)
Less: Cash Reserves	7	(3,247,257)	(3,238,457)	(3,681,298)
Net Current Funding Position		**3,511,794**	**2,457,329**	**813,624**

Note 3 - Liquidity Over the Year

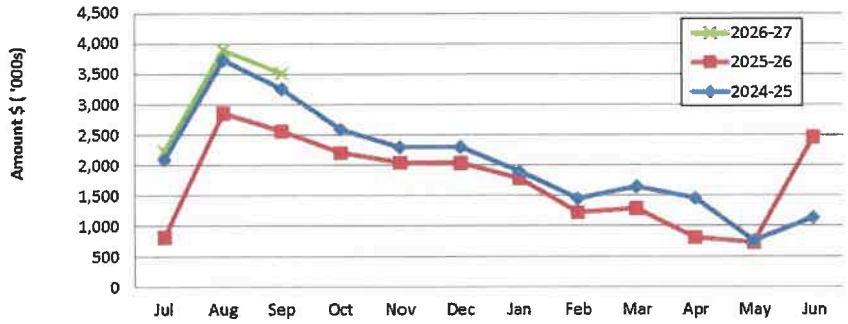

Comments - Net Current Funding Position

SHIRE OF WICKEPIN
NOTES TO THE STATEMENT OF FINANCIAL ACTIVITY
For the Period Ended 30 September 2026

Note 4: CASH AND INVESTMENTS

	Interest Rate	Unrestricted $	Restricted $	Trust $	Total Amount $	Institution	Maturity Date
(a) **Cash Deposits**							
Municipal Account	0.00%	1,235,974			1,235,974	ANZ	At Call
Reserve Bank Account	0.00%		8,807		8,807	ANZ	At Call
Trust Bank Account	0.00%			3,883	3,883	ANZ	At Call
Cash On Hand	Nil	700.00			700	N/A	On Hand
(b) **Term Deposits**							
Municipal	4.27%				0	WA Treasury	11-Apr-25
Municipal					0		
Reserve	4.59%		3,000,000		3,000,000	WA Treasury	
Municipal	4.80%	1,671,958			1,671,958	WA Treasury	At Call
Reserve	4.53%		238,450		238,450	WA Treasury	
Trust	0.40%				0		
Total		2,908,633	3,247,257	3,883	6,159,773		

Comments/Notes - Investments

SHIRE OF WICKEPIN
NOTES TO THE STATEMENT OF FINANCIAL ACTIVITY
For the Period Ended 30 September 2026

Note 5: BUDGET AMENDMENTS

Amendments to original budget since budget adoption. Surplus/(Deficit)

GL Account Code	Description	Council Resolution	Classification	Non Cash Adjustment	Increase in Available Cash	Decrease in Available Cash	Amended Budget Running Balance
				$	$	$	$
	Budget Adoption		Opening Surplus				0
	Permanent Changes						0
							0
							0
							0
							0
				0	0	0	

SHIRE OF WICKEPIN
NOTES TO THE STATEMENT OF FINANCIAL ACTIVITY
For the Period Ended 30 September 2026

Note 6: RECEIVABLES

Receivables - Rates Receivable	YTD 30 Sep 2026	30 June 2026
	$	$
Opening Arrears Previous Years	46,485	45,881
Levied this year	2,123,066	1,992,410
Less Collections to date	(1,328,388)	(1,991,806)
Equals Current Outstanding	841,279	46,485
Net Rates Collectable	841,279	46,485
% Collected	61.23%	97.72%

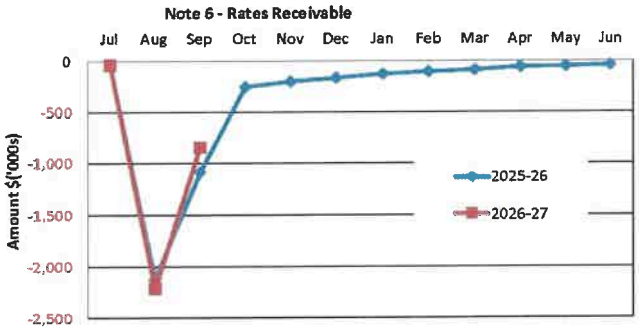

Comments/Notes - Receivables Rates

Receivables - General	Current	30 Days	60 Days	90+Days
	$	$	$	$
Receivables - General	1,703	500	2,070	0

Total Receivables General Outstanding **4,273.19**

Amounts shown above include GST (where applicable)

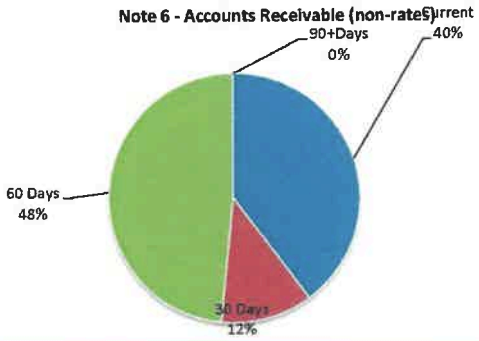

Comments/Notes - Receivables General

SHIRE OF WICKEPIN
NOTES TO THE STATEMENT OF FINANCIAL ACTIVITY
For the Period Ended 30 September 2026

Note 7: Cash Backed Reserve

2026-27 Name	Opening Balance	Budget Interest Earned	Actual Interest Earned	Budget Transfers In (+)	Actual Transfers In (+)	Budget Transfers Out (-)	Actual Transfers Out (-)	Transfer out Reference	Budget Closing Balance	Actual YTD Closing Balance
	$	$	$	$	$	$	$		$	$
Land Development Reserve	267,416	8,115		10,000					285,531	267,416
Waste Management Reserve	143,613	4,359		10,000					157,972	143,613
Leave Reserve	74,937	2,274							77,211	74,937
Plant Replacement Reserve	726,058	22,057				17,000			731,115	726,058
Building Reserve	255,493	7,754		10,000					273,247	255,493
Cottage Homes Reserve	71,821	2,335		5,000					79,156	71,821
Information Technology	35,281	1,072							36,353	35,281
Young Singles Accommodation Reserve	107,170	3,260		5,000					115,430	107,170
Saleyards Reserve	47,358	1,446							48,804	47,358
Sewerage Reserve	336,740	10,218		5,000					351,958	336,740
Swimming Pool Reserve	14,136	441		50,000					64,577	14,136
Albert Facey Homestead Reserve	10,696	325							11,021	10,696
Fuel Facility	185,953	5,644							191,597	185,953
Caravan Park & Accommodation Reserve	363,213	11,022		10,000					384,235	363,213
WANDRA events & Emergency Repairs Reserve	243,872	7,400		5,000					256,272	243,872
Wickepin Bowling Greens - Replacement	184,518	5,600							190,118	184,518
Yealering Bowling Green - Replacement	95,533	2,899			8,800				98,432	104,333
Future Projects Rerserve	74,651	2,265		10,000					86,916	74,651
Software Reserve	0	1,514		30,000					31,514	0
	3,238,457	100,000	0	150,000	8,800	17,000	0	0	3,471,457	3,247,257

Note 7 - Year To Date Reserve Balance to End of Year Estimate

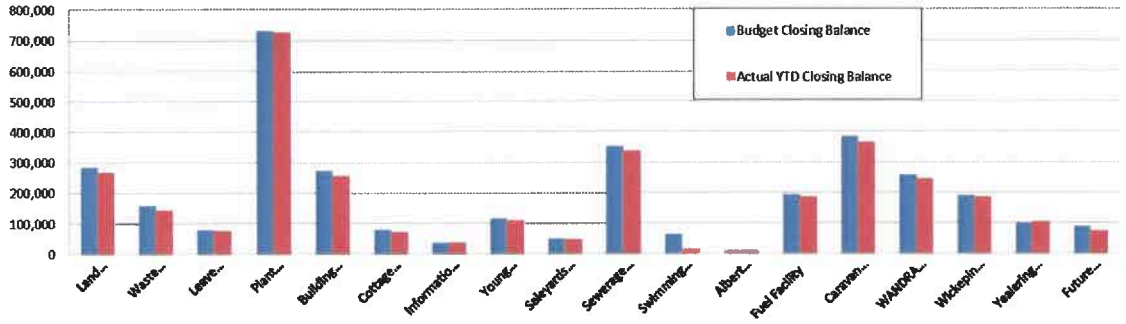

SHIRE OF WICKEPIN
NOTES TO THE STATEMENT OF FINANCIAL ACTIVITY
For the Period Ended 30 September 2026

Note 8 CAPITAL DISPOSALS

Actual YTD Profit/(Loss) of Asset Disposal					Amended Current Budget YTD 30 09 2026			
Cost	Accum Depr	Proceeds	Profit (Loss)		Amended Annual Budget Profit/(Loss)	Actual Profit/(Loss)	Variance	Comments
$	$	$	$		$	$	$	
				Plant and Equipment				
			0	XPM13	43,730	0	(43,730)	
			0	XPW4	(23,098)	0	23,098	
59,786	5,487	55,455	1,155	XCEO6	(860)	1,155	2,015	
			0	XCEO7	(860)	0	860	
			0			0	0	
			0			0	0	
			0			0	0	
			0			0	0	
59,786	**5,487**	**55,455**	**1,155**		**18,912**	**1,155.38**	**(17,757)**	

Comments - Capital Disposal/Replacements

SHIRE OF WICKEPIN
NOTES TO THE STATEMENT OF FINANCIAL ACTIVITY
For the Period Ended 30 September 2026

Note 9: RATING INFORMATION

RATE TYPE	Rate in $	Number of Properties	Rateable Value $	Rate Revenue $	Interim Rates $	Back Rates $	Total Revenue $	Amended Budget Rate Revenue $	Amended Budget Interim Rate $	Amended Budget Back Rate $	Amended Budget Total Revenue $
Differential General Rate											
GRV	9.129400	136	1,452,688	132,622			132,622	132,622	250		132,872
UV	0.380100	269	449,629,065	1,709,040			1,709,040	1,709,040	250		1,709,290
Mining UV	0.380100						0				
Sub-Totals		405	451,081,753	1,841,662	0	0	1,841,662	1,841,662	500	0	1,842,162
	Minimum $										
Minimum Payment											
GRV	9.1294	126	494,923	82,530			82,530	82,530			82,530
UV	0.3801	46	5,003,729	30,130			30,130	30,130			30,130
Mining UV	0.3801										
Sub-Totals		172	5,498,652	112,660	0	0	112,660	112,660	0	0	112,660
							1,954,322				1,954,822
Ex Gratia Rates							0				16,811
Discount							(75,760)				(100,000)
Rates Writeoffs							(4)				(50)
Amount from General Rates							**1,878,559**				**1,871,583**
Specified Area Rates											
Totals							**1,878,559**				**1,871,583**

Comments - Rating Information

SHIRE OF WICKEPIN
NOTES TO THE STATEMENT OF FINANCIAL ACTIVITY
For the Period Ended 30 September 2026

10. INFORMATION ON BORROWINGS
(a) Debenture Repayments

Particulars	Principal 1-Jul-26	New Loans	Principal Repayments		Principal Outstanding		Interest Repayments		
			Actual $	Budget $	Actual $	Budget $	Actual $	Budget $	Loan Completion Date
Loan 103 -Staff House	147,532		-	41,168	208,757	147,532		1,665	2/12/2030
	147,532	0	0	41,168	208,757	147,532	0	1,665	

All debenture repayments were financed by general purpose revenue.

(b) New Debentures

No new debentures were raised during the reporting period.

SHIRE OF WICKEPIN
NOTES TO THE STATEMENT OF FINANCIAL ACTIVITY
For the Period Ended 30 September 2026

Note 11: GRANTS AND CONTRIBUTIONS

Program/Details GL	Grant Provider	Approval	2026-27 Budget	Variations Additions (Deletions)			Recoup Status	
					Operating	Capital	Received	Not Received
		(Y/N)	$	$	$	$	$	$
GENERAL PURPOSE FUNDING								
Grants Commission - General	WALGGC	Y	152,090	0	152,090	0	66,513	85,577
Grants Commission - Roads	WALGGC	Y	50,697	0	50,697	0	27,713	22,985
GOVERNANCE			0	0	0		0	0
LAW, ORDER, PUBLIC SAFETY								
DFES Grant - Operating Bush Fire Brigade	DFES	Y	77,000	0	77,000	0	18,965	58,035
							0	0
COMMUNITY AMENITIES		N	0			0	0	0
RECREATION AND CULTURE								
		Y	0			0	0	0
		N	0			0	0	0
		N	0	0			0	0
ECONOMIC SERVICES								
LGIS Golf Day 2026.2027			15,000				34,982	(34,982)
								0
TRANSPORT								
Roads To Recovery Grant - Cap	Roads to Recovery	Y	1,078,954	0	0	1,078,954	0	1,078,954
RRG Grants - Capital Projects	Regional Road Group	Y	839,600	0		839,600	0	839,600
Direct Grant - Maintenance	Dept. of Transport	Y	208,725		208,725		208,725	0
TOTALS			2,422,066	0	488,512	1,918,554	356,897	2,050,169

SHIRE OF WICKEPIN
NOTES TO THE STATEMENT OF FINANCIAL ACTIVITY
For the Period Ended 30 September 2026

Note 12: TRUST FUND

Funds held at balance date over which the Shire has no control and which are not included in this statement are as follows:

Description	Opening Balance 1 Jul 26	Amount Received	Amount Paid	Closing Balance 30-Sep-26
	$	$	$	$
Housing Bonds	730	3,478	-3,278	**930**
Master Key Deposits	1,372	882	-1,260	**994**
Nomination Deposits	0	0	0	**0**
Building and BCITF	0	62	-62	**0**
Miscellaneous Trust	2,809	1,194	-120	**3,883**
Yealering Bowling Club Greens	5,000	3,800	-8,800	**0**
Licensing		54,314	-54,314	**0**
	9,911	**63,729**	**-67,834**	**5,807**

Level of Completion Indicators
0%
20%
40%
60%
80%
100%

SHIRE OF WICKEPIN
NOTES TO THE STATEMENT OF FINANCIAL ACTIVITY
For the Period Ended 30 September 2026

Note 13: CAPITAL ACQUISITIONS

Infrastructure Assets		Annual Budget	Amended YTD Budget	YTD Actual	Variance (Under)/Over	Strategic Reference / Comment
Land & Buildings						
Other Housing						
Patio - 10 Smith St	XHS1	5,000	5,000	2,505	0	
Other Housing Total		5,000	0	2,505	0	
Recreation and Culture						
Replace Roof and Ceiling Wickepin Tennis Club	XWTC	20,000	0	0	0	
Netball Court Seating	XNC1	5,000	0	0	5,000	
Wickepin Town Hall	CLPH1	8,000	8,000	0	8,000	
Yealering Bowling Club - Capital	YBCC	25,000	0	0	25,000	
Yealering Hall -Roof	CLPH2	15,000			(65,662)	
Wickepin Community Resource Centre 26.27	XCRC1	25,000	0	0.00		
Yealering Hall - Grant	CLPH2					
Recreation And Culture Total		98,000	11,750	81,662	(28,662)	
Transport						
Toolseum Restumping	LPWC	5,000	0	0	0	
Transport Total		5,000	0	0	0	
Footpaths						
Transport						
Footpaths	LFP1	25,000	6,252	0	6,252	
Transport Total		25,000	6,252	0	6,252	
Furniture & Equipment						
Governance						
Various Locations - New CCTV System	XCTV	18,000	0	0	0	
Governance Total		18,000	0	0	0	
Plant , Equip. & Vehicles						
Governance						
Ceo Vehicle 26/27 Trade 1	XCEO6	60,400	60,400	60,397	3	
Ceo Vehicle - Trade 2 26.27	XCEO7	60,400	0	0	0	
Governance Total		120,800	60,400	60,397	3	
Recreation And Culture Total					0	
Law, Order and Public Safety						
					0	
					0	
Law, Order and Public Safety Total		0	0	0	0	
Transport						
Grader	XPM19	400,000	0	0	400,000	
Generators	XGE1	60,000	0	0	60,000	
Mws Vehicle 26/27	XPW4	65,600	0	0	65,600	
Transport Total		525,600	0	0	525,600	
Infrastructure Other						
Community Amenity Total		0	0	0	0	
Recreation and Culture						
Wickepin Cemetery Upgrade	WCU1	18,000	0	0.00	18,000	
Yealering Niche Wall	XYC1	5,000	5,000	4,230.00	770	
Wickepin Skate Park Lighting 26/27	WSKP1	5,000	0	0.00	5,000	
			0	0		
Recreation and Culture Total	0	28,000	5,000	4,230	23,770	
Economic Services						
					0	
Economic Services Total		0	0	0	0	
Transport						
		0	0		0	
Transport Total	0	0	0	0	0	
Roads						
Transport Regional Road Group						
Wickepin - Corrigin Road	RRG001	599,739	149,934	51,481.87	548,257	
Lomos South Road	RRG155	342,000	85,503	81,552.96	260,447	
Fence Road	WSC150	227,850	0	0.00	227,850	
Rnl - Wickepin-Harrismith Rd	RG157	0	0	8,657.42	0	
Regional Road Group Total	0	1,169,589	235,437	141,692	1,036,554	
Transport Roads to Recovery						
Yilliminning Road	R2R004	350,000	350,000	356,281.15	(6,281)	
Stock Route Road	R2R163		0	3,225.16	(3,225)	
Gilliminning Road	R2R035		0	32,630.38	(32,630)	
Kirk Rock Road	R2014	160,988	80,493	2,713.68	158,274	
Kirk Rock Road	R2014a	160,988			160,988	
86 Gate Road	R2013	161,263	80,631	748.61	160,514	
86 Gate Road	R2013a	161,263			161,263	
Roads to Recovery Total		994,502	511,124	395,599	598,903	
Council Resources Construction						
Curlew Way - Wsc Construction	CO161	0	7,500	0	7,500	

SHIRE OF WICKEPIN
NOTES TO THE STATEMENT OF FINANCIAL ACTIVITY
For the Period Ended 30 September 2026

Note 18: CAPITAL ACQUISITIONS

			30/09/2026				
	Infrastructure Assets		Annual Budget	Amended YTD Budget	YTD Actual	Variance (Under)/Over	Strategic Reference / Comment
	Council Resources Construction Total		0	7,500	0	7,500	
	[illegible]		[illegible]	[illegible]	[illegible]	[illegible]	
O	Capital Expenditure Total		2,969,491	937,463	686,085.99	2,169,920	

13.3 Administration Office & Works Depot Closure – Christmas Trading Hours 2026/2027

Submission to	Ordinary Council Meeting
Location / Address	Whole Shire
Name of Applicant	Erika Clement
File Reference	PE.EC.1
Author	Erika Clement – Deputy Chief Executive Officer
Interest Disclosures	The author has no financial, proximity or impartiality interests in this item.
Report Written Date	12 October 2026
Attachments	**Nil**

Summary

The purpose of this report is for Council to consider the closure of the Administration Office and Works Depot trading hours for the 2026/2027 Christmas period.

Background

In previous years, traditionally Council has approved the closure of the Administration Office for the period between Christmas and New Year.

Comments

The closure of the office will allow staff to have an extended period of leave and allow for any travel required for family gatherings without a last-minute rush, with the inclusion of the public holidays. Traditionally the number of enquiries and transactions during this period has been low.

The Depot crew also take leave during this period, however there will be staff available to attend any emergencies that may be required to be attended to.

Normally this time of the year is quiet, and Council generally allows staff time of over this period and the CEO believes the same should happen this year. In the previous years when the office is closed through the Christmas break, the shire has advertised the hours both on the front counter and in the Watershed News to give people the opportunity of completing urgent business or licensing prior to the Christmas break. The normal closure in previous years has been found to be of very little inconvenience to the public.

The Shire of Wickepin Tip hours will need to be adjusted for the holiday period as well as Boxing Day is on Saturday, which would include penalties for opening the tip. This will be discussed further with Council for options.

It is the officer's recommendation to support this request for the Christmas and New Year's closure period with emergency numbers to be available and distributed for the aspect of any significant emergencies or requirements that may be needed to be addressed over this period of time.

Statutory Environment

Local Government Industry Award 2020
25.5 Annual close-down
[25.5 renamed and substituted by PR583026 ppc 29Jul16]
An employer may require an employee to take annual leave as part of a close-down of its operations by giving at least four weeks' notice.

Policy Implications

Nil

Financial Implications

As staff will be using public holidays as provided by the award, rostered days off, annual leave or unpaid leave to cover this time, there will be no additional cost to Council.

Strategic Implications

GOAL - Governance

Objective: 12 Our communities are informed via multiple channels of regular intervals

Strategy: 12.1 Provide meaningful communication that delivers information regularly and succinctly.

Voting Requirement

Simple Majority

Original Officer Recommendation

That Council;

1. *approves the trading hours for 2026/2027 Christmas period be as follows:*

Monday 21 December	*Open*
Tuesday 22 December	*Open*
Wednesday 23 December	*Open*
Thursday 24 December	*Closed*
Friday 25 December	*Closed – Public Holiday (for Christmas Day)*
Monday 28 December	*Closed – Public Holiday (for Boxing Day)*
Tuesday 29 December	*Closed - Employee Annual Leave*
Wednesday 30 December	*Closed - Employee Annual Leave*
Thursday 31 December	*Closed - Employee Annual Leave*
Friday 1 January	*Closed – Public Holiday (for New Years Day)*
Monday 4 January	*Reopening to normal hours*

2. *Authorises the Chief Executive Officer that the closure and emergency contacts being published on the Shire's website, Facebook page, notice boards and the Watershed in the months leading up to the Christmas period; and*

3. *Notes that the Chief Executive Officer to ensure that there will be staff available for call outs in the event of an emergency.*

4. *That the Wickepin Waste Facility hours are advertised in advance to give the Shire Residents plenty of notice*

Council Decision

Resolution	**OCM-211026-05**
Moved	**Cr Allan**
Second	**Cr Gaull**

That Council;

1. **approves the trading hours for 2026/2027 Christmas period be as follows:**

Monday 21 December	**Open**
Tuesday 22 December	**Open**
Wednesday 23 December	**Open**
Thursday 24 December	**Closed**
Friday 25 December	**Closed – Public Holiday (for Christmas Day)**
Monday 28 December	**Closed – Public Holiday (for Boxing Day)**
Tuesday 29 December	**Closed - Employee Annual Leave**
Wednesday 30 December	**Closed - Employee Annual Leave**
Thursday 31 December	**Closed - Employee Annual Leave**
Friday 1 January	**Closed – Public Holiday (for New Years Day)**
Monday 4 January	**Reopening to normal hours**

2. **Authorises the Chief Executive Officer that the closure and emergency contacts being published on the Shire's website, Facebook page, notice boards and the Watershed in the months leading up to the Christmas period; and**

3. **Notes that the Chief Executive Officer to ensure that there will be staff available for call outs in the event of an emergency.**

4. **That the Wickepin Waste Facility hours are advertised in advance to give the Shire Residents plenty of notice**

Carried	**7/0**
For	**Cr J Russell, Cr T Miller, Cr F Allan, Cr W Astbury, Cr L Corke, Cr J Mearns, Cr D Gaull**
Against	**Nil**

13.4 Zone Item - CLGF

Submission to	Ordinary Council Meeting
Location / Address	Shire of Wickepin
Name of Applicant	Shire of Wickepin
File Reference	GR.MEE.1414
Author	David Burton – Chief Executive Officer
Interest Disclosures	-
Report Written Date	14 October 2026
Attachments	**Nil**

Summary

For the Council to consider an item for the Central Country Zone with regards to the reinstatement of the Country Local Government Fund and WALGA's current advocacy position.

Background

The Country Local Government Fund (CLGF) was established as an early component of the Royalties for Regions (R4R) program to provide direct, predictable funding to country Local Governments for community infrastructure, asset renewal and organisational capacity. The Fund recognised that many regional Local Governments manage extensive infrastructure networks and community facilities from comparatively small rate bases, while also supporting services that underpin regional economic activity and community wellbeing.

When introduced, the CLGF provided formula-based allocations to individual country Local Governments together with funding for regional groupings and collaborative projects. By 2014–15, the program was expected to have invested more than $552 million through 109 Local Governments. Its purpose included addressing a substantial backlog in local infrastructure and enabling councils to plan and deliver priority works with greater certainty than is generally available through short-term competitive grants.

Although R4R continues to fund regional infrastructure and services, the former CLGF model of a dedicated, broadly accessible allocation to country Local Governments is no longer available. Current programs are commonly project-specific, competitive, co-contribution based or directed to particular State priorities. These programs remain valuable, but do not provide the same level of certainty or equitable access for long-term local asset planning across all country Local Governments.

WALGA currently has an advocacy position on the CLGF which was presented to State Council in 2013 and reaffirmed in 2022 but has seen little action recently.

2.4.2 Country Local Government Fund

Position Statement	The Country Local Government Fund should be reinstated at a level commensurate with its original intent of addressing country Local Governments' infrastructure backlog.
State Council Resolution	March 2022 – 324.2/2022 September 2013 – 244.4/2013

WALGA advocacy position

Comments

Currently, many regional local governments are experiencing difficulty with regards to housing and shortages for essential, Shire and local business workforce. Jobs are available in regional areas, but the lack of housing means that there are no people to fill the positions.

Funding has recently been available for housing, but it is a competitive process and only the successful Shires are able to fund projects.

If the CLGF were re-established for all local governments, then many of the Shires would be able to start trying to meet the requirements for housing in their areas and be able to plan a program for successive years as long as the funding is guaranteed. Additional housing would be able to grow our regional towns and provide a workforce where there is currently no people available for jobs are that needed.

The WALGA position on the CLGF is to support the reinstatement of the funding but has not seen any action recently to push the position. As housing is such a major concern for regional local governments, the housing crisis can be used as a catalyst for pushing the CLGF.

Royalties for Regions are still available; however, projects funded through the Royalties are state management programs and programs that previously may have been funded from general state revenue.

On the State Government Website for the Annual Report on State Finances, it is noted that "The Annual Report on State Finances shows that Western Australia recorded its eight consecutive general government sector operating surplus of $4.2 billion in 2025-26". As State Government has posted surpluses for eight years, the funding should be able to fund items currently funded under R4R, allowing the reinstatement of the CLGF.

Statutory Environment

Royalties for Regions Act 2009

Policy Implications

Nil.

Financial Implications

The presentation of this item to the Central Country Zone will have no cost associated with it, however if the item is successful in getting the CLGF reinstated, then the funding for the Shire of Wickepin could be substantial.

Strategic Implications

Goal - Governance

Objective:	11	We are proactive about collaboration and forward planning our future success
Strategy	11.1	Participate in regional groupings where value to the Shire of Wickepin can be demonstrated

Voting Requirement

Simple Majority

Officer Recommendation

That:

a) *Council adopts the draft Central Zone Report item requesting WALGA advocate for the return of the CLGF for housing and land development in regional areas; and*
b) *the item be presented to the next Central Country Zone.*

Council Decision

Resolution	**OCM-211026-06**
Moved	**Cr Gaull**
Second	**Cr Mearns**

That:

a) **Council adopts the draft Central Zone Report item requesting WALGA advocate for the return of the CLGF for housing and land development in regional areas; and**
b) **the item be presented to the next Central Country Zone.**

Carried	**7/0**
For	**Cr J Russell, Cr T Miller, Cr F Allan, Cr W Astbury, Cr L Corke, Cr J Mearns, Cr D Gaull**
Against	**Nil**

13.5 Dadour Provision – Possible Removal

Submission to	Ordinary Council Meeting
Location / Address	Shire of Wickepin
Name of Applicant	Shire of Wickepin
File Reference	GR.MEE.1414
Author	David Burton, Chief Executive Officer
Interest Disclosures	-
Report Written Date	14 October 2026
Attachments	**Nil**

Summary

For Council to consider an item for the Central Country Zone with regard to the Dadour Provisions and boundary changes for Local Government.

Background

On 17 September 2026 the Hon. Hannah Beasley MLA announced plans to remove the Dadour provisions on the basis that this would support voluntary district boundary changes by removing the ability for a small number of electors to "*undermine amalgamation proposals*". She has stated that the Cook Labor Government has no current plans for forced amalgamations and wants to support local governments in the voluntary amalgamation process.

Currently, the Dadour Provisions allow a local government self-determination by enabling the Electors to demand a poll (referendum) on a recommended amalgamation where 2 or more districts are to be abolished and amalgamated into one or more districts. This provision was seen as allowing the electors to determine the future of their local government.

The Dadour provisions are contained in Schedule 2.1 Clauses 8 and 10 of the *Local Government Act 1995*. Schedule 2.1 contains the provisions about creating, changing the boundaries of, and abolishing districts. Clause 8 states –

8. Electors may demand poll on recommended amalgamation

(1) Where the Advisory Board recommends to the Minister the making of an order to abolish 2 or more districts (the districts) and amalgamate them into one or more districts, the Board is to give notice to affected local governments, affected electors and the other electors of districts directly affected by the recommendation about the recommendation.

(2) The notice to affected ***electors*** *has to notify them of their* ***right to request a poll*** *about the recommendation under subclause (3).*

(3) If, within one month after the notice is given, the Minister receives a request made in accordance with regulations and signed by at least 250, or at least 10%, of the electors of one of the districts asking for the recommendation to be put to a poll of electors of that district, the Minister is to require that the Board's recommendation be put to a poll accordingly.

(4) This clause does not limit the Minister's power under clause 7 to require a recommendation to be put to a poll in any case.

10. Minister may accept or reject recommendation

(1) Subject to subclause (2), the Minister may accept or reject a recommendation of the Advisory Board made under clause 3 or 6.

(2) ***If at a poll*** *held as required by clause 8 —*

(a) at least 50% of the electors of one of the districts vote; and

(b) of those electors of that district who vote, a majority vote against the recommendation, the Minister is to reject the recommendation.

While the requirements of the Dadour provisions are high, it was seen as a way for local residents to determine their future, rather than it being dictated, possibly by a more aggressive neighbour.

WALGA currently has an advocacy position on Structural Reform but has no position on the Dadour Provisions.

2.2.1 Structural Reform

Position Statement *Structural Reform of Local Government, including amalgamations, should only be undertaken on a voluntary basis.*

Background *The Association has consistently and strongly argued that any State Government reform of the Local Government Sector – whether changes to boundaries, governance or service delivery arrangements – should be implemented on a voluntary basis and should be State Government funded. If this does not occur, affected communities will pay for reform which they may not have endorsed or supported.*

State Council Resolution *March 2022 – 324.2/2022*
January 2013 – 163.1/2013
August 2008 – 399.4/2008

Supporting Documents *Metropolitan Local Government Review Submissions (2012)*
Systemic Sustainability Study (SSS) Reports (2006, 2007, 2008)

Comments

The Dadour Provisions are an opportunity for the local residents and ratepayers to have a choice in their local government area, but has also been seen as an obstruction to forced amalgamations. While the current government has indicated that they have no intention of forcing amalgamations, the retention of the Provision is still recommended to allow residents their say.

Over the years, there has been many arguments supporting local government amalgamations, several of which have been disputed and not based on fact.

It has also been reported that amalgamations will not provide better services and will lead to increased costs. This was seen from the Queensland experience where several local governments de-merged.

The retention of the Dadour Provisions can also be seen as a tool to allow smaller local governments to avoid being taken over by a more aggressive neighbour and to have some self-determination.

The Shire of Wickepin is aware that the Shire of Waroona has passed a resolution for an item to go to the WALGA Peel Zone as an item for consideration. Rather than having a similar item, it is recommended that the Shire request the Central Country Zone to support the Peel Zone item for the retention of the Dadour Provisions. Other Shires have indicated plans for similar items in other zones.

Statutory Environment

Local Government Act 1995

Policy Implications

Nil

Financial Implications

There is no financial cost association with this item.

Strategic Implications

Goal - Governance

Objective:	11	We are proactive about collaboration and forward planning our future success
Strategy	11.1	Participate in regional groupings where value to the Shire of Wickepin can be demonstrated

Voting Requirement

Simple Majority

Officer Recommendation

That the Shire of Wickepin supports the Shire of Waroona consideration of a Peel Zone Item; and requests the Central Country Zone to support the item for the retention of the Dadour Provisions.

Council Decision

Resolution	**OCM-211026-07**
Moved	**Cr Miller**
Second	**Cr Allan**

That the Shire of Wickepin supports the Shire of Waroona consideration of a Peel Zone Item; and requests the Central Country Zone to support the item for the retention of the Dadour Provisions.

Carried	**7/0**
For	**Cr J Russell, Cr T Miller, Cr F Allan, Cr W Astbury, Cr L Corke, Cr J Mearns, Cr D Gaull**
Against	**Nil**

13.6 Smart Glasses at the Swimming Pool

Submission to	Ordinary Council Meeting
Location / Address	Shire of Wickepin
Name of Applicant	Shire of Wickepin
File Reference	A5172
Author	David Burton – Chief Executive Officer
Interest Disclosures	-
Report Written Date	14 October 2026
Attachments	**Attachment 13.6.1** - New Policy

Summary

For Council to consider a new Policy with regards to the wearing of smart glasses at the Wickepin Swimming Pool

Background

Concern has been raised by Contract Aquatics about the possibility of people wearing smart glasses at swimming pools and aquatic centres. These smart glasses are able to record video and photographs of other patrons at the facility.

The Education Department has also recently released a Policy not allowing people to enter school grounds while wearing smart glasses, even if the items are not recording.

Comments

To protect the privacy of other patrons at the Swimming Pool, the Shire of Wickepin has drafted a new policy refusing entrance for persons wearing smart glasses.

Recent Technology has improved significantly, and it is becoming more popular for some people to wear smart glasses, which are able to provide information to the wearer, but also allow for photographs or videos to be taken discreetly.

To ensure the privacy of other patrons at the Swimming Pool, the new policy refuses admission to patrons wearing smart glasses unless there is a bona fide medical reason for them to be wearing them.

The Policy will also fit in with the recent policy adopted by the Department of Education ensuring that all persons entering schools are not permitted entry while wearing smart glasses.

Contract Aquatic Services have their own Policy with regard to smart glasses, and the Shire Policy has been drafted in line with the Contract Aquatics Services Policy.

Statutory Environment

Local Government Act 1995

Policy Implications

This will create a policy position for smart glasses at the Swimming Pool.

Financial Implications

There is no financial cost association with this item.

Strategic Implications

Goal - Community

Objective:	9	Our communities are engaged, have a healthy lifestyle and are safe
Strategy	9.1	Advocate for quality health and community services.

Voting Requirement

Simple Majority

Officer Recommendation

That the Shire of Wickepin adopts Policy 7.2.7 – Smart Glasses and Recording Eyewear Policy.

Council Decision

Resolution	**OCM-211026-08**
Moved	**Cr Astbury**
Second	**Cr Miller**

That the Shire of Wickepin adopts Policy 7.2.7 – Smart Glasses and Recording Eyewear Policy.

Carried	**7/0**
For	**Cr J Russell, Cr T Miller, Cr F Allan, Cr W Astbury, Cr L Corke, Cr J Mearns, Cr D Gaull**
Against	**Nil**

13.7 MRWA AMMS Network Sustainability Review

Submission to	Ordinary Council Meeting
Location / Address	Shire of Wickepin
Name of Applicant	Shire of Wickepin
File Reference	GR.SL.1446
Author	David Burton – Chief Executive Officer
Interest Disclosures	-
Report Written Date	14 October 2026
Attachments	**Attachment 13.7.1 –** AMMS RAV Discussion Paper **Attachment 13.7.2 –** Draft Shire of Wickepin Submission AMMS

Summary

This report presents the AMMS–RAV Discussion Paper for Council's consideration and seeks endorsement of a submission to Main Roads Western Australia on the proposed network sustainability arrangements for Accredited Mass Management Scheme Level 2 and 3 access. The Discussion Paper provides the detailed policy and operational analysis underpinning the submission. The submission supports the objective of protecting road assets but raises concerns about the review's scope, the practical definition of the Freight Generator, the allocation of obligations, consistency between Road Managers, administrative burden, compliance and enforcement, and the need for meaningful Local Government and industry involvement.

Background

Main Roads WA Heavy Vehicle Services emailed the Shire on Friday, 2 October 2026 inviting feedback on the proposed Accredited Mass Management Scheme Network Sustainability arrangements, described as a replacement for the former CA07 access condition approach. The consultation is directed to Road Managers, Transport Operators, Freight Generators, industry associations and other interested stakeholders and is open for four weeks.

HVS advised that the CA07 wording had been amended after legal concerns were identified with directly linking road maintenance fees to RAV access approvals and enabling third parties to effectively switch Main Roads access approvals on and off. HVS has since worked with WALGA and a reference group of Local Government representatives on the proposed replacement model, including the proposed NS1 condition and Road Maintenance Agreement Confirmation Letter process.

A copy of the MRWA AMMS Information is included at Attachment 13.7.1. It examines the relationship between the AMMS review and the broader RAV Network, seasonal and cumulative freight impacts, Freight Generator responsibilities, State-wide consistency, materiality and risk triggers, administrative demands, compliance and enforcement, Working Group representation and practical scenario testing.

The proposal allows a Transport Operator to commence using the road after lodging an application. Where a new agreement is required, the Freight Generator would have two months to negotiate with the Road Manager while operations continue. Main Roads has advised that, once arrangements are finalised, Transport Operators will be given six months to comply.

The objective of protecting road infrastructure from extraordinary wear is supported. AMMS also provides substantial freight productivity benefits, and the proposed framework should preserve those benefits while directing additional maintenance arrangements toward freight tasks that create a material and identifiable impact.

Several matters warrant representation to Main Roads WA before the framework is finalised.

Comments

Scope of the review
The review is confined to AMMS Level 2 and 3, although many underlying issues—road capacity, pavement condition, freight intensity, route suitability, cumulative movements, seasonal vulnerability, Road Manager involvement and compliance—also arise across the broader Restricted Access Vehicle Network. The submission asks why AMMS is being considered in isolation and whether the work could support a more integrated and readily understood RAV access framework.

Different freight tasks
A formal Road Maintenance Agreement is well suited to sustained and identifiable mining, quarrying, industrial or major construction tasks involving a known generator, route, tonnage and operating period. Agricultural freight can involve multiple producers, operators, origins, destinations and routes, with grain, fertiliser, hay, fodder, livestock and other movements occurring at different stages of the agricultural cycle. A single model may not adequately address these differences.

Freight for the Shire of Wickepin is predominantly agricultural and seasonal, with some constant mining activity.

Freight Generator and allocation of obligations
The proposal depends on identifying the Freight Generator, but this may be unclear where the party producing, purchasing, arranging, transporting or receiving a commodity differs. The submission seeks an unambiguous definition and a State-wide responsibility matrix identifying who applies, notifies, negotiates, reports tonnage, contributes to maintenance, monitors impacts, monitors vehicle compliance and responds to a breach.

Consistency, thresholds and timing
Road Managers must retain appropriate discretion informed by local road construction, condition and seasonal vulnerability. However, common definitions, assessment criteria, documentation and materiality thresholds are needed to avoid inconsistent requirements across adjoining Local Governments. The proposed two-month negotiation period may also be ineffective for short, intensive freight tasks that could be substantially completed before an agreement is finalised.

Administration, compliance and enforcement
Applications, confirmation letters, negotiations, reporting, auditing, invoicing and renewals may be reasonable for significant sustained tasks but disproportionate if applied broadly. Road Maintenance Agreements address administration and asset management; they do not establish whether vehicles comply with approved axle group masses. The submission therefore requests details of HVS monitoring, enforcement resources, risk-based compliance activity, information sharing and the role expected of Road Managers.

Governance and practical testing
Further information is sought on the membership and Terms of Reference of the Committee or Working Group, including representation from WALGA, regional Local Governments, transport operators, Freight Generators and agricultural, mining and other freight sectors. Practical testing against representative scenarios, including agricultural, industrial, construction and multi-jurisdiction freight tasks, would assist in identifying unintended consequences before implementation.

Proposed position

The AMMS–RAV Discussion Paper provides the detailed basis for the proposed position. Consistent with that paper, the draft submission supports the network sustainability objective while recommending a proportionate, risk-based approach that distinguishes routine AMMS operations, seasonal or high-intensity freight, and extraordinary or sustained freight tasks that warrant a formal agreement or maintenance contribution.

Statutory Environment

Local Government Act 1995

Policy Implications

Nil

Financial Implications

There is no financial cost association with this item, however, changes proposed for the road maintenance may have a cost to Council, but it cannot be determined.

Strategic Implications

GOAL – Infrastructure

Objective:	1	Roads are a key driver across the Shire
Strategy:	1.1	Improve road safety and connectivity
	1.2	Develop and implement long-term (minimum 5 years) works construction programs

Voting Requirement

Simple Majority

Officer Recommendation

That Council:

1. *notes the AMMS–RAV Discussion Paper at Attachment 13.7.1 and the key issues identified for the proposed network sustainability framework;*
2. *endorses the draft Shire of Wickepin submission at Attachment 13.7.2 for lodgement with Main Roads Western Australia;*
3. *authorises the Chief Executive Officer to make minor editorial amendments that do not alter the substance of the submission before lodgement;*
4. *requests that Main Roads WA clarify the rationale for limiting the review to AMMS Level 2 and 3 and explain how the proposed arrangements will integrate with the broader RAV Network framework;*
5. *requests clear State-wide definitions, materiality thresholds and an allocation of responsibilities between the Freight Generator, Transport Operator, Road Manager and Main Roads Heavy Vehicle Services;*
6. *requests details of the Committee or Working Group membership, Terms of Reference and Local Government and industry representation; and*
7. *supports practical scenario testing and a proportionate, risk-based framework before implementation.*

Council Decision

Resolution **OCM-211026-09**
Moved **Cr Miller**
Second **Cr Gaull**

That Council:

1. **notes the AMMS–RAV Discussion Paper at Attachment 13.7.1 and the key issues identified for the proposed network sustainability framework;**
2. **endorses the draft Shire of Wickepin submission at Attachment 13.7.2 for lodgement with Main Roads Western Australia;**
3. **authorises the Chief Executive Officer to make minor editorial amendments that do not alter the substance of the submission before lodgement;**
4. **requests that Main Roads WA clarify the rationale for limiting the review to AMMS Level 2 and 3 and explain how the proposed arrangements will integrate with the broader RAV Network framework;**
5. **requests clear State-wide definitions, materiality thresholds and an allocation of responsibilities between the Freight Generator, Transport Operator, Road Manager and Main Roads Heavy Vehicle Services;**
6. **requests details of the Committee or Working Group membership, Terms of Reference and Local Government and industry representation; and**
7. **supports practical scenario testing and a proportionate, risk-based framework before implementation.**

Carried **7/0**
For **Cr J Russell, Cr T Miller, Cr F Allan, Cr W Astbury, Cr L Corke, Cr J Mearns, Cr D Gaull**
Against **Nil**

14 Urgent Business

15 Closure

With no further business, the Presiding Member declared the meeting closed at 4.13pm.

These Minutes were confirmed by Council as a true and accurate record of proceedings at the Ordinary Council Meeting held on Wednesday 21 October 2026

Presiding Member, Cr J Russell _____

Date 18/11/2026